PRESS BRAKE TOOLS

STANDARD TOOLING LIST

PRODUCT CATALOG

TOYOKOKI TYPE

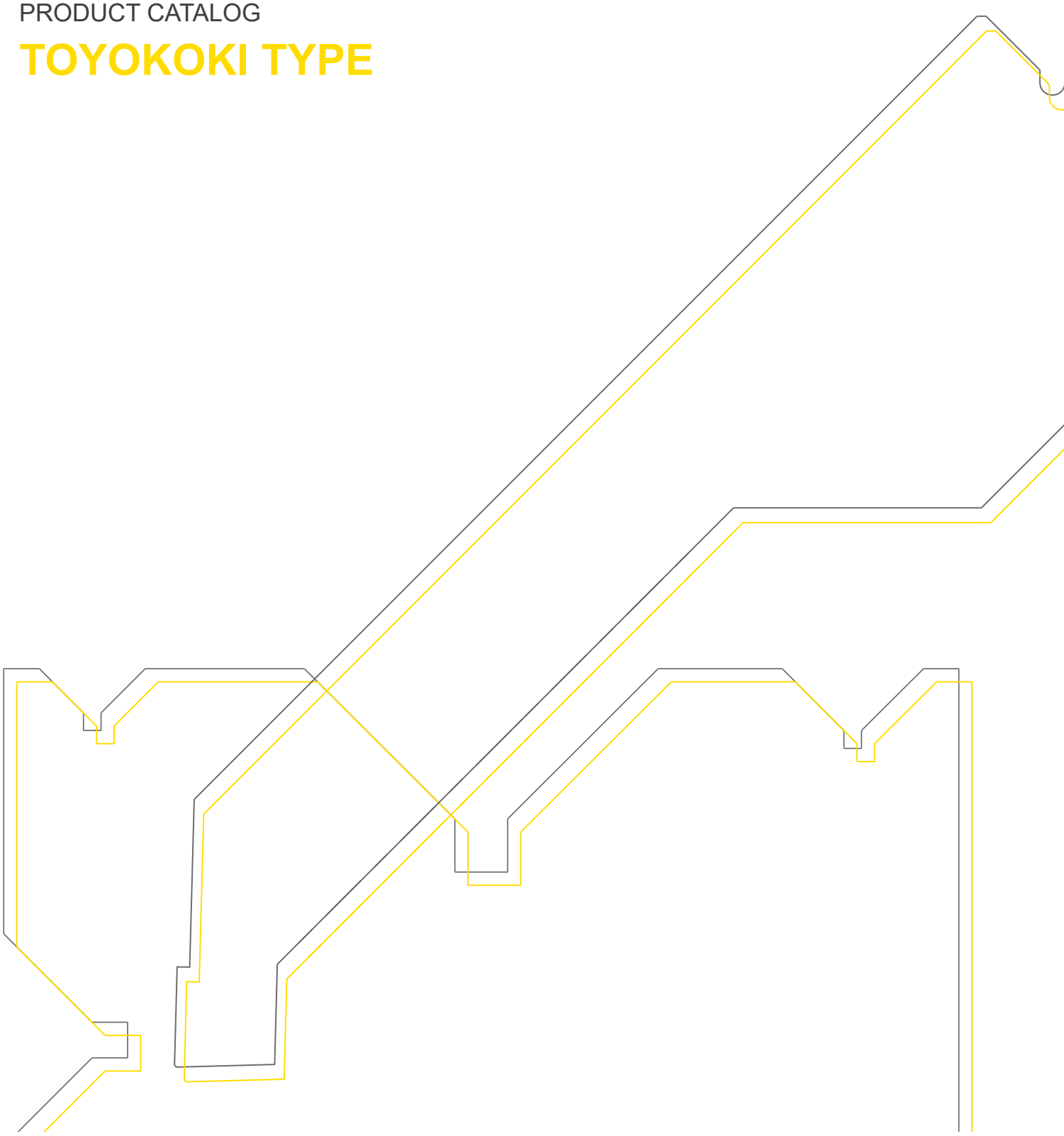

High Quality & Technology For The Future

CONIC

INDEX

INFORMATION 03

STANDARD PUNCH

GOOSENECK PUNCH 04-05

SPECIAL SHAPE PUNCH 06-07

STRAIGHT PUNCH 08-09

OTHERS 10

STANDARD DIE

MULTI DIE (4V, 2V) 11

1V DIE 12

MULTI DIE (6V) 13

BEND CHART 14

ORDER FORM 15

INFORMATION

TOOL LENGTH

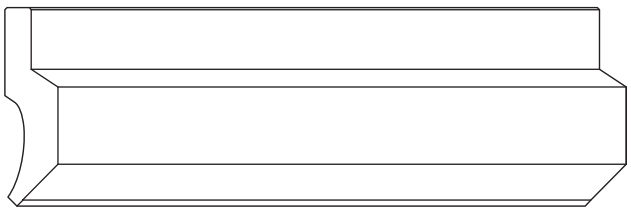

Type L 835 mm

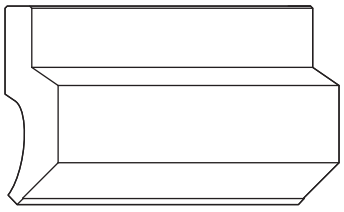

Type S 415 mm

SECTIONING

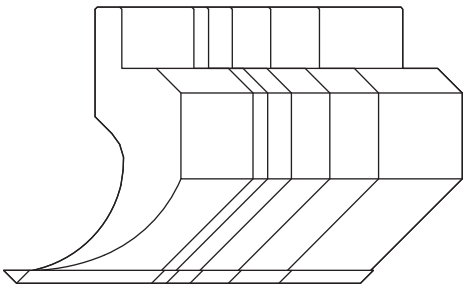

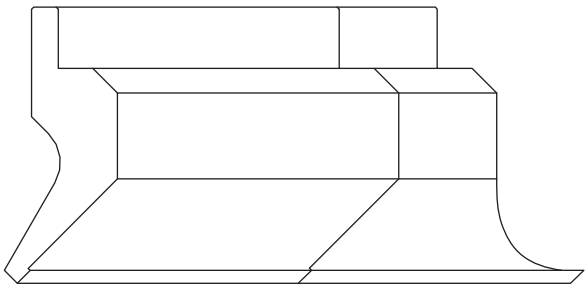

SECTIONING (PUNCH)

SECTIONING TYP (Total 835mm) 10 ▪ 15 ▪ 20 ▪ 40 ▪ 80 ▪ 160 ▪ 310 ▪ 100 (Right) ▪ 100 (Left)

SECTIONING (DIE)

SECTIONING TYD (Total 835mm) 10 ▪ 15 ▪ 20 ▪ 40 ▪ 80 ▪ 160 ▪ 200 ▪ 310

CLAMP TYPE

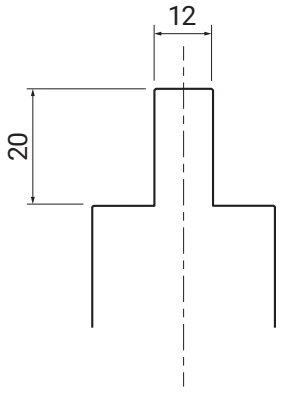

STANDARD TYPE

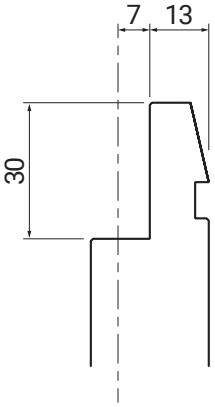

OT-TYPE (One Touch)
*Please see Amada type catalog

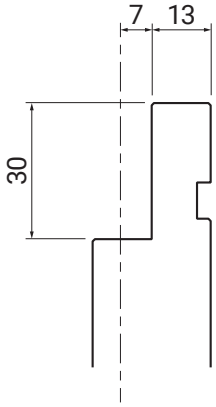

A9-TYPE (Safety Groove)
*Please see Amada type catalog

GOOSENECK PUNCH

Material: **SCM440** Hardness: **HRC47 ± 3**

L: 835mm S: 415mm

Sectioning TYP: 835mm

Type	α Angle	R (mm)	Max (ton/m)	Product No.
GOOSENECK PUNCH	87	0.2	100	TPA8702
	90			TPA9002
	87		50	TPC8702
	90			TPC9002
	87		40	TPD8702
	90			TPD9002

■ TPA

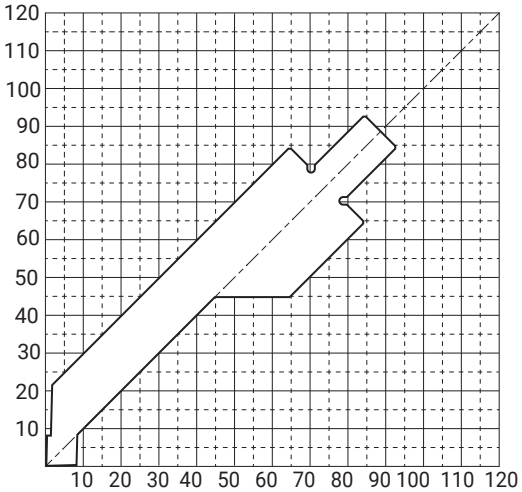

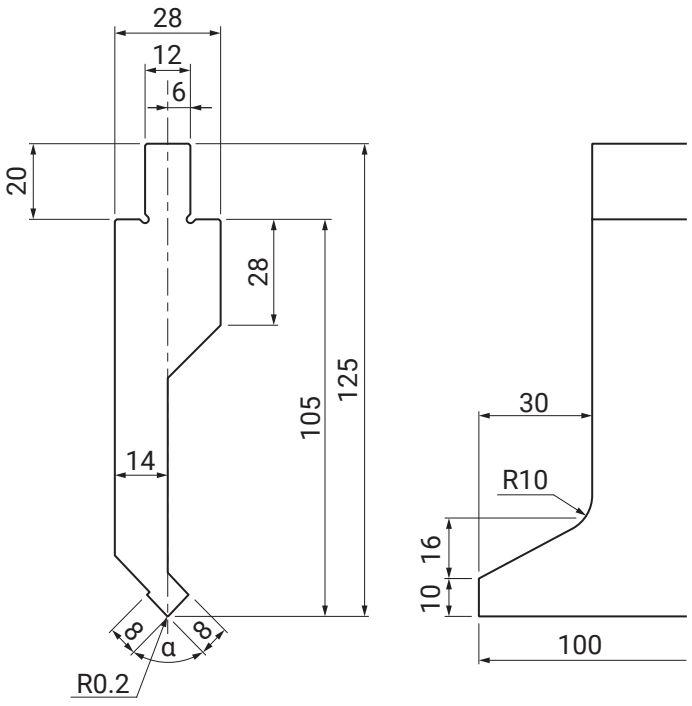

RIGHT AND LEFT EAR DIMENSION
490KN/M 50TON

GOOSENECK PUNCH

Material: **SCM440** Hardness: **HRC47 ± 3**

L: 835mm S: 415mm

Sectioning TYP: 835mm

■ TPC

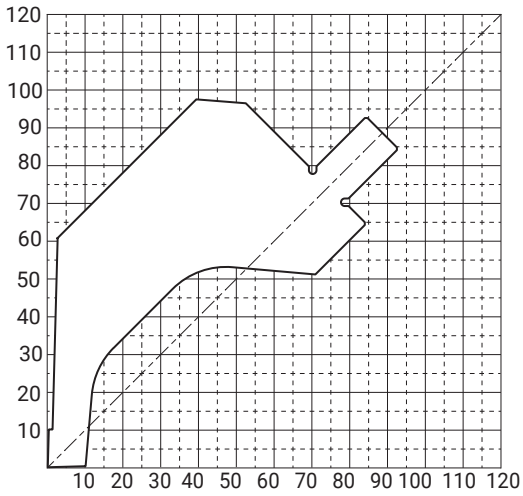

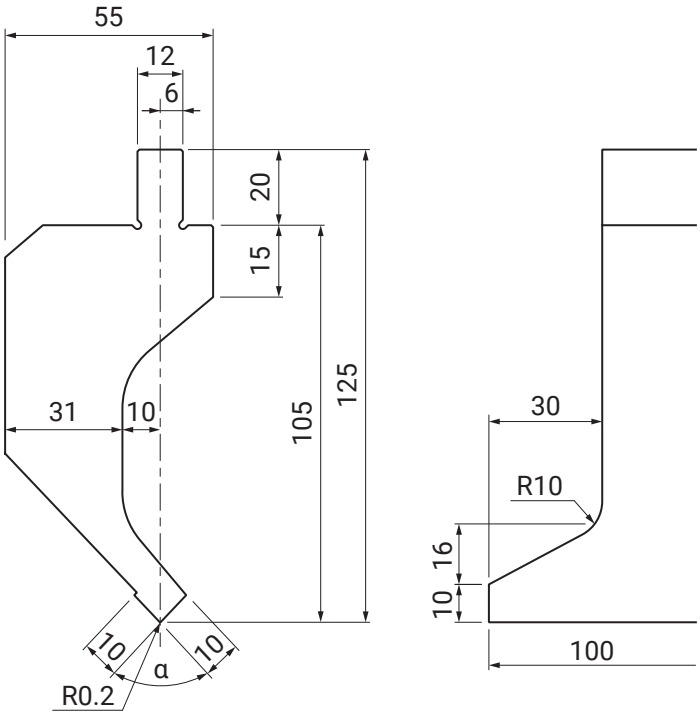

RIGHT AND LEFT EAR DIMENSION
245KN/M 25TON/M

■ TPD

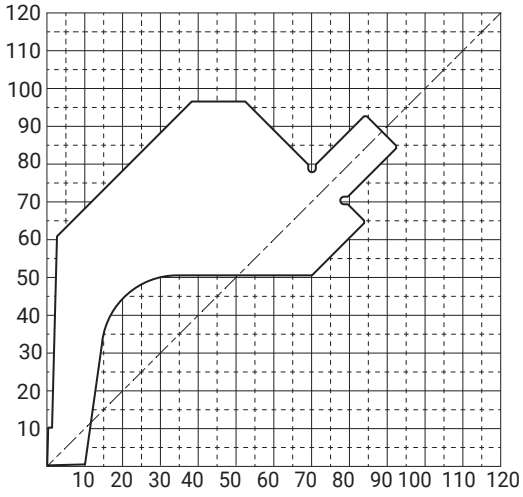

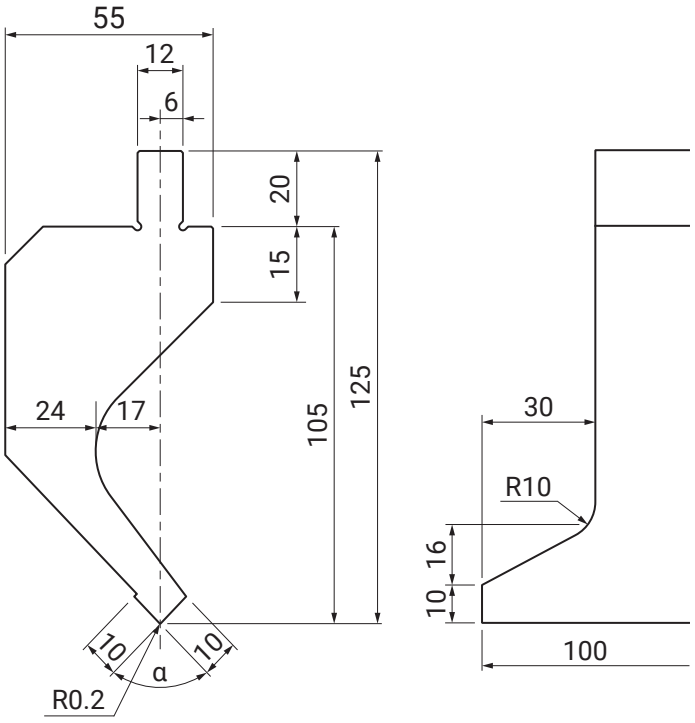

RIGHT AND LEFT EAR DIMENSION
196KN/M 20TON/M

SPECIAL SHAPE PUNCH

Material: **SCM440** Hardness: **HRC47 ± 3**

L: 835mm S: 415mm

Sectioning TYP: 835mm

Type	α	R	Max	Product No.
	Angle	(mm)	(ton/m)	
SPECIAL SHAPE PUNCH	87	0.2	40	SPB8702
			50	SPC8702
			40	SPD8702

■SPB



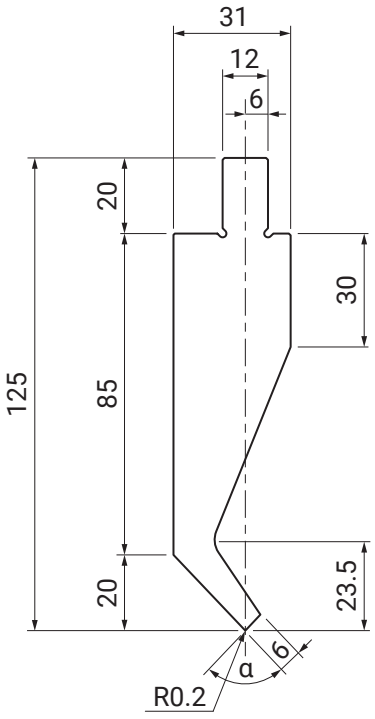

SPECIAL SHAPE PUNCH

Material: **SCM440** Hardness: **HRC47 ± 3**
L: 835mm S: 415mm
Sectioning TYP: 835mm

■ SPC

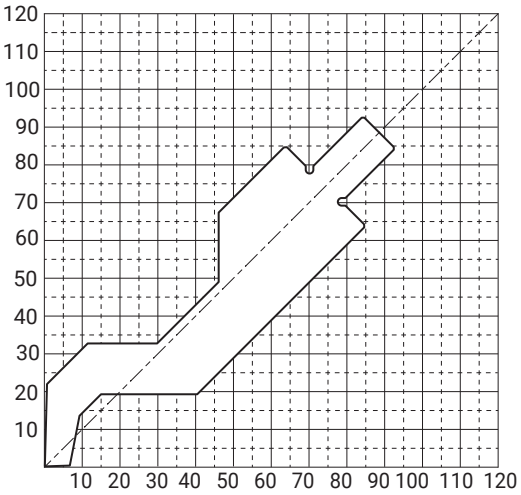

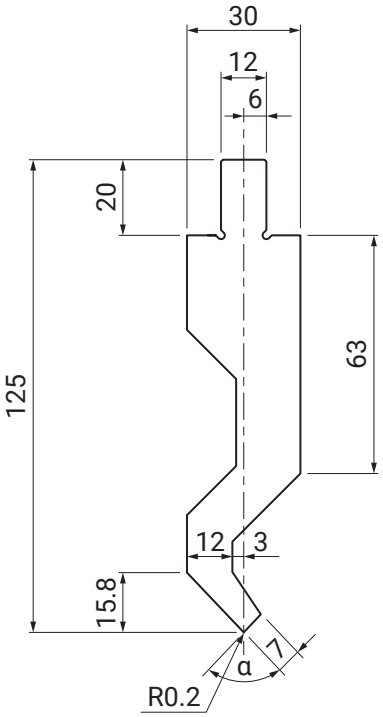

■ SPD

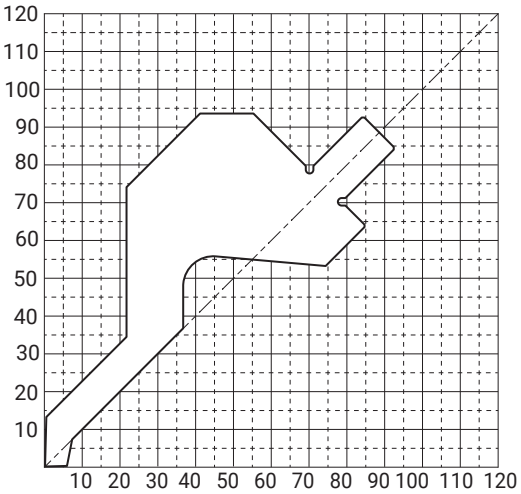

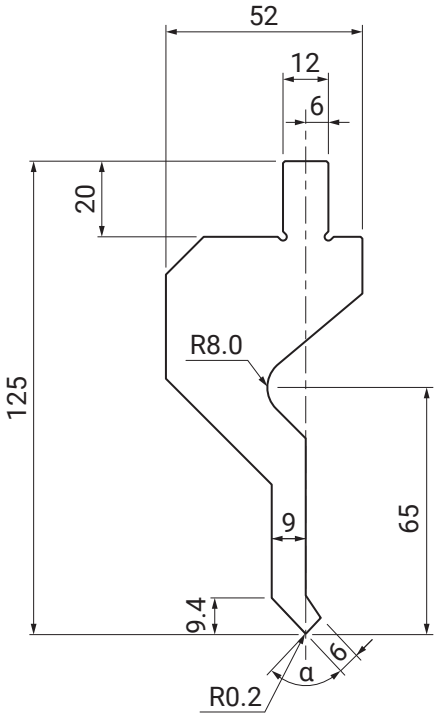

STRAIGHT PUNCH

Material: **SCM440** Hardness: **HRC47 ± 3**

L: 835mm S: 415mm

Sectioning TYP: 835mm

Type	α Angle	R (mm)	Max (ton/m)	Product No.
STRAIGHT PUNCH	87	0.2	50	SPA8702
	85	3.0	100	STA8530
	90			STA9030
	40	0.5	50	STB4005

■ SPA

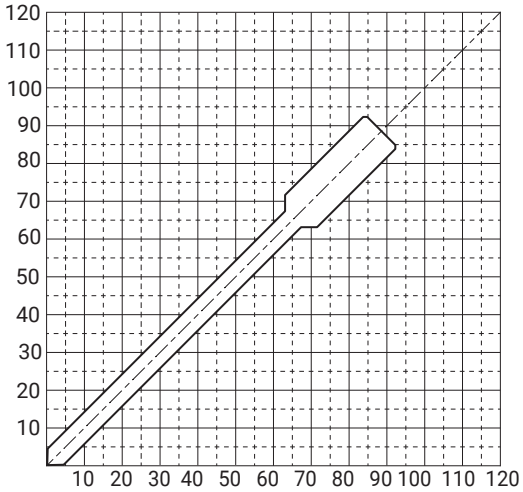

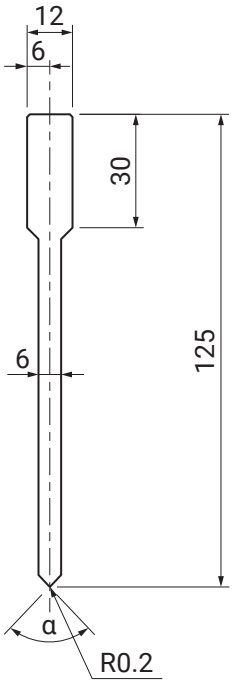

STRAIGHT PUNCH

Material: **SCM440** Hardness: **HRC47 ± 3**

L: 835mm S: 415mm

Sectioning TYP: 835mm

■ STA

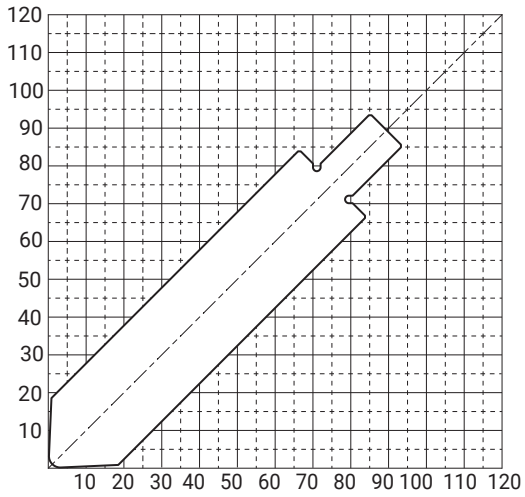

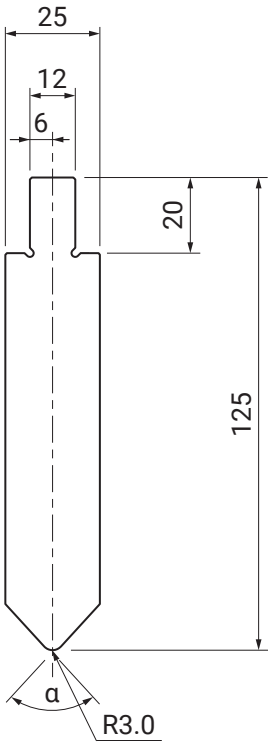

■ STB

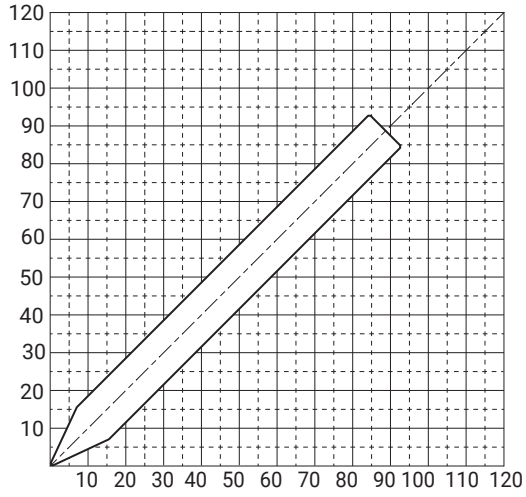

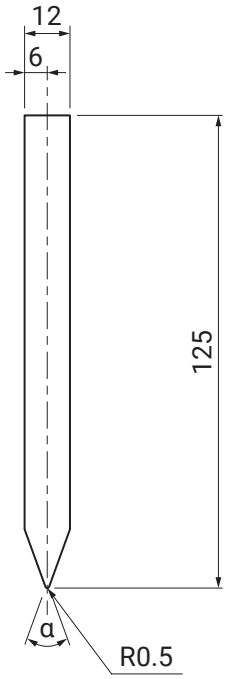

SPECIAL PUNCH

Material: **S50C** Hardness: **HRC25 ± 3**

L: 835mm S: 415mm

Type	Parts name	R (mm)	Product No.	Shape
PUNCH TIP TYPE	Holder	-	RPH00-00	i
	Punch tip	10	RTP00-10	ii
		15	RTP00-15	iii
		20	RTP00-20	iv
		25	RTP00-25	v
		30	RTP00-30	vi

■ i

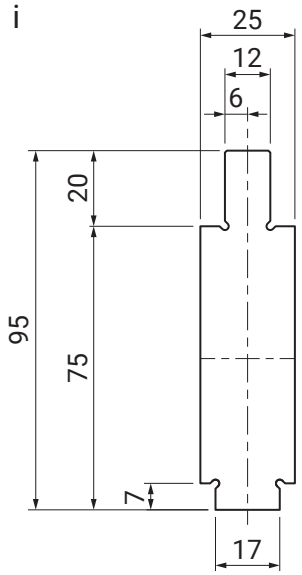

(Sample)

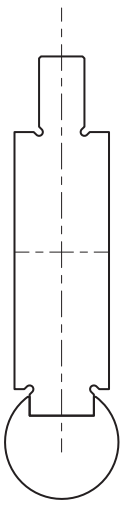

■ ii

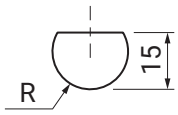

■ iii

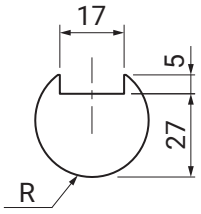

■ iv

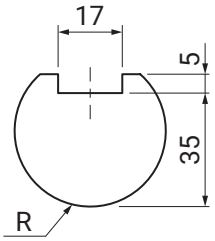

■ v

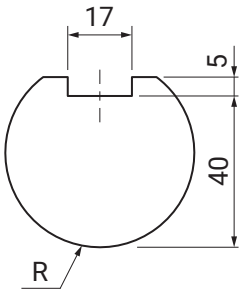

■ vi

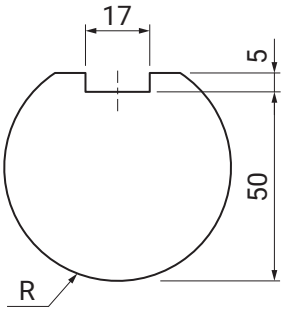

MULTI DIE and DIE HOLDER

Material: **SCM440** Hardness: **HRC47 ± 3**

L: 835mm S: 415mm

Sectioning TYD: 835mm

Type	α Angle	Max (ton/m)	Product No.
MULTI 4V DIE	87	60	TDA4V87
	90		TDA4V90

■ TDA

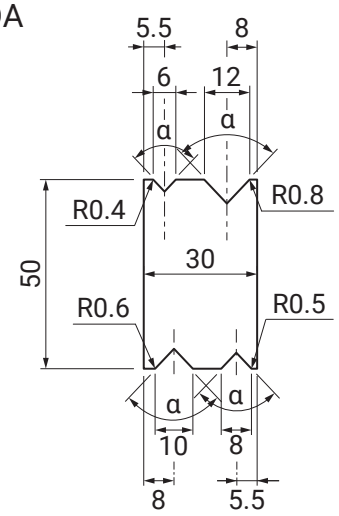

Material: **SCM440** Hardness: **HRC47 ± 3**

L: 835mm S: 415mm

Sectioning TYD: 835mm

Type	α Angle	Max (ton/m)	Product No.
MULTI 2V DIE	87	100	TDB2V87

■ TDB

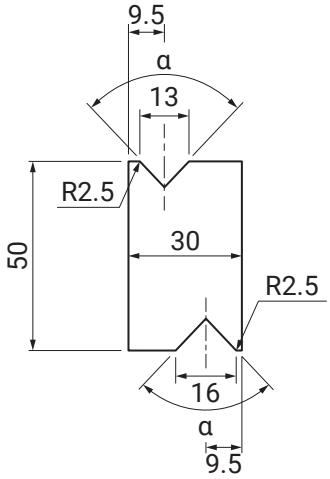

Material: **S50C** Hardness: **HRC25 ± 3**

L: 835mm S: 415mm

Type	Product No.
DIE HOLDER	DH00

■ DH

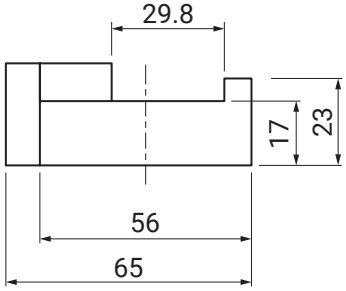

1V DIE

Material: **SCM440** Hardness: **HRC47 ± 3**
L: 835mm S: 415mm

Type	V (mm)	B (mm)	α Angle	R (mm)	Max (ton/m)	Product No.
1V DIE	8	12	87	1.5	85	SDA8708
	10	14	87	2	90	SDB8710
	13	17	87	2.5	100	SDC8713

Material: **SCM440** Hardness: **HRC47 ± 3**
L: 835mm S: 415mm
Sectioning TYD: 835mm

Type	V (mm)	α Angle	R (mm)	Max (ton/m)	Product No.
1V DIE	20	87	3	100	TDC8720
	26	87			TDD8726
	36	85	4		TDE8536
	48	85			TDF8548

■SDA / SDB / SDC

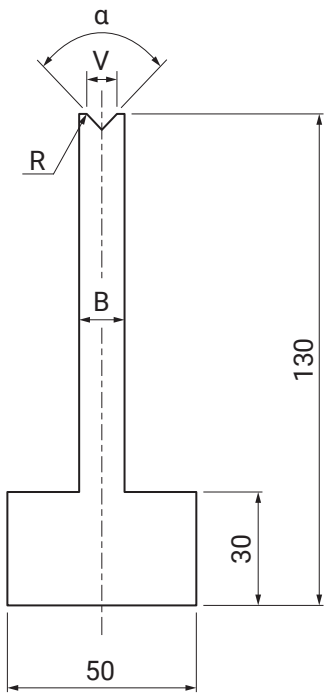

■TDC / TDD

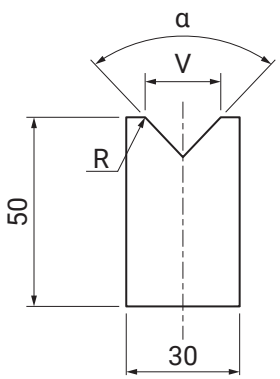

■TDE / TDF

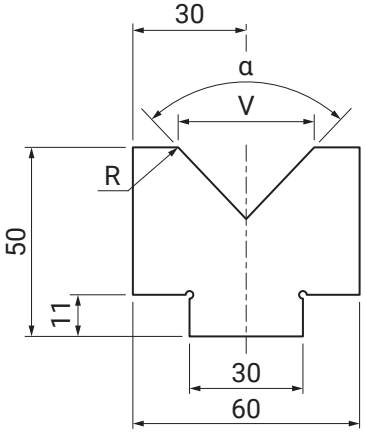

MULTI DIE

Material: **SCM440** Hardness: **HRC47 ± 3**
L: 835mm S: 415mm

Note:
V GROOVE ANGLE
AND SHOULDER R
VALUE IS OPTIONAL

Type	Angle	Max (ton/m)	Product No.
MULTI DIE	87	80	TBA87
	90		TBA90
	87	85	TBB87
	90		TBB90

■ TBA

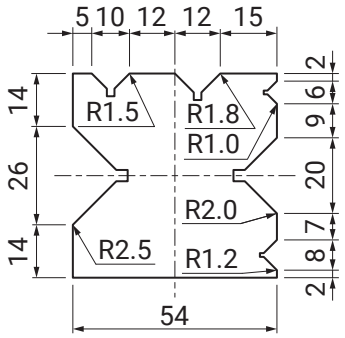

■ TBB

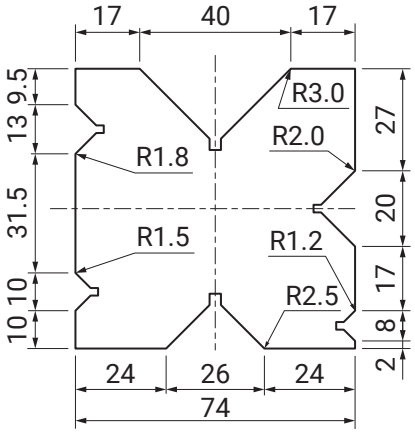

Material: **S50C (Induction hardening)** Hardness: **HRC25 ± 3**
L: 835mm S: 415mm

Note:
V GROOVE ANGLE
AND SHOULDER R
VALUE IS OPTIONAL

Type	Angle	Max (ton/m)	Product No.
MULTI DIE	87	40	DC87
	90		DC90
	87		DD87
	90		DD90

■ DC

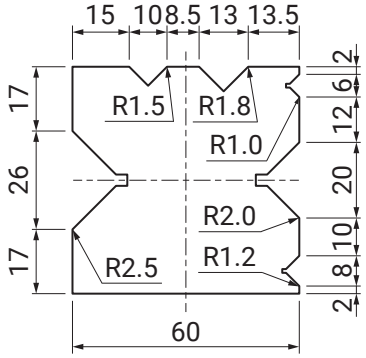

■ DD

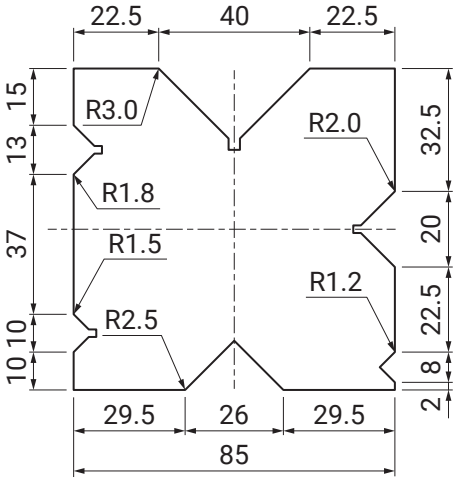

BEND CHART

t : Material thickness
(Tensile Strength 450~500N/mm²)

F : Pressure per 1m (kN/m)
ir : Radius of punch tip

b : Minimum length of flange
v : Width of die

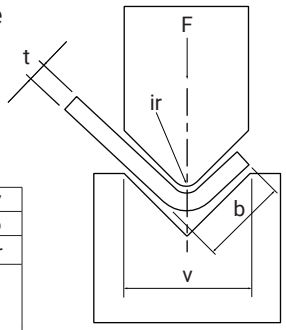

For mild steel

t	4	6	7	8	10	12	14	16	18	20	25	32	40	50	63	80	100	125	160	200	250	v
	2.8	4	5	5.5	7	8.5	10	11	13.5	14	17.5	22	28	35	45	55	71	89	113	140	175	b
(mm)	0.7	1	1.1	1.3	1.6	2	2.3	2.6	3	3.3	4	5	6.5	8	10	13	16	20	26	33	41	ir
0.5	40	30																				
0.6	60	40	40	40																		
0.8		70	70	50	40																	
1		110	100	80	70	60																
1.2			140	120	110	80	70	60														
1.4				150	130	110	100	90	80													
1.5				200	170	150	130	110	100	90												
1.6					170	150	130	110	100	90												
2						220	190	170	150	130	110											
2.3							250	230	190	170	150	120										
2.6								280	250	220	180	140										
3									340	300	240	190	150									
3.2										340	270	220	170	140								
3.5											330	260	200	160	130							F (kN)
4											430	340	270	210	170							
4.5												440	340	270	210							
5												520	420	330	260	210						
6													600	480	380	300	240					
7															520	410	330	260				
9																670	540	430				
10																850	670	530	420			
12																	960	780	600	550		
16																		1360	1070	860		
19																			1500	1250	1000	
20																			1700	1350	1080	
22																				1600	1300	
25																				2100	1700	
30																					2400	

For stainless

t	4	6	7	8	10	12	14	16	18	20	25	32	40	50	63	80	100	125	160	200	250	v
	2.8	4	5	5.5	7	8.5	10	11	13.5	14	17.5	22	28	35	45	55	71	89	113	140	175	b
(mm)	0.7	1	1.1	1.3	1.6	2	2.3	2.6	3	3.3	4	5	6.5	8	10	13	16	20	26	33	41	ir
0.5	60	50																				
0.6	90	60	60	60																		
0.7	120	80	80	60	60																	
0.8		110	110	80	70																	
0.9		130	120	100	90	70																
1		170	150	120	110	90																
1.2			210	180	150	120	110	90														
1.5				290	230	200	170	150	130	120												
2						330	290	260	230	200	170											
2.5								390	350	300	250	190										
3									510	450	360	290	230									F (kN)
4											650	510	410	320	260							
5												780	630	500	390	320						
6													900	720	570	450	360					
8															1020	810	650	510				
10																1290	1010	800	630			
12																	1440	1170	900	830		
15																		1800	1410	1140		
20																			2500	2080	1670	
25																				3150	2550	
30																					3600	

Bending Tool Quote / Order Form

High Quality & Technology For The Future
CONIC

CONIC CO., LTD.
Tool Sales Desk
URL www.conic.co.jp EMAIL tools@conic.co.jp

Date/ (MM) (DD) (YYYY)

Page /

CONIC's Person in charge:

1. Quote **2. Order**

Your company name		Country	TEL + (0)	Preferred delivery date
Person in charge			FAX + (0)	/ (MM) (DD)
Email				

Machine maker's name	Name of machine (for example: APB)	Machine spec
☐TOYOKOKI ☐e.t.c ( )		CAPACITY : kN(ton) TABLE LENGTH : L = mm OPEN HEIGHT : H= mm

Tool Material	Series	Clamp Type		
☑ **Japan - Type**	☑ **TOYOKOKI**	☑**STANDARD TYPE**	~~☐OT TYPE~~	~~☐A9 TYPE~~

Product No. (for example: TPA8702)	Quantity			Remarks
	L (835mm)	S (415mm)	Sectioning (835mm)	

◆ Please draw special shapes here.

PRODUCT CATALOG

TOYOKOKI TYPE

CONIC HIGH PERFORMANCE TOOLING

- AMADA TYPE TOOLING
- TRUMPF TYPE TOOLING
- MURATA TYPE TOOLING
- KOMATSU TYPE TOOLING
- TOYOKOKI TYPE TOOLING
- NISSHINBO TYPE TOOLING

Download for your mobile

Download on the App Store

GET IT ON Google Play

High Quality & Technology For The Future

CONIC

CONIC CO., LTD

10-5 Taihei-dai, Shoo-cho, Katsuta-gun, Okayama 709-4321 Japan

Tel: (+81) 868 38 6154 | Fax: (+81) 868 38 6331

Email: tools@conic.co.jp | Website: www.conic.co.jp

CONIC PRECISION CO., LTD

55/22 moo 4. Buengkumphroy, Lumlukka, Phatumthani 12150 Thailand

Tel: (+66) 2 159 9870-1 | Fax: (+66) 2 159 9872

Email: conic_thai@conic.co.jp | Website: www.conic.co.jp/thai/

Dealer

2021.09 Ver.1.5