

CODE MANAGEMENT

It is quite tough to manage tools since so many tools are required for turret punch press. As a way to simplify the management even a little, there is "code management". In particular, the addition of "special shape cords" makes it even easier to manage especially forming tool and special shapes.

CODE MANAGEMENT FOR FORMING TOOLS AND SPECIAL SHAPES

The following advantages can be obtained by adding a "special shape code" to special shape or forming tools.

1. It is possible to unify management of tool, sheet metal processing drawing, tool list of automatic professional and work instruction, etc.
2. When ordering a tool again, you can easily place an order only with the "special shape code".

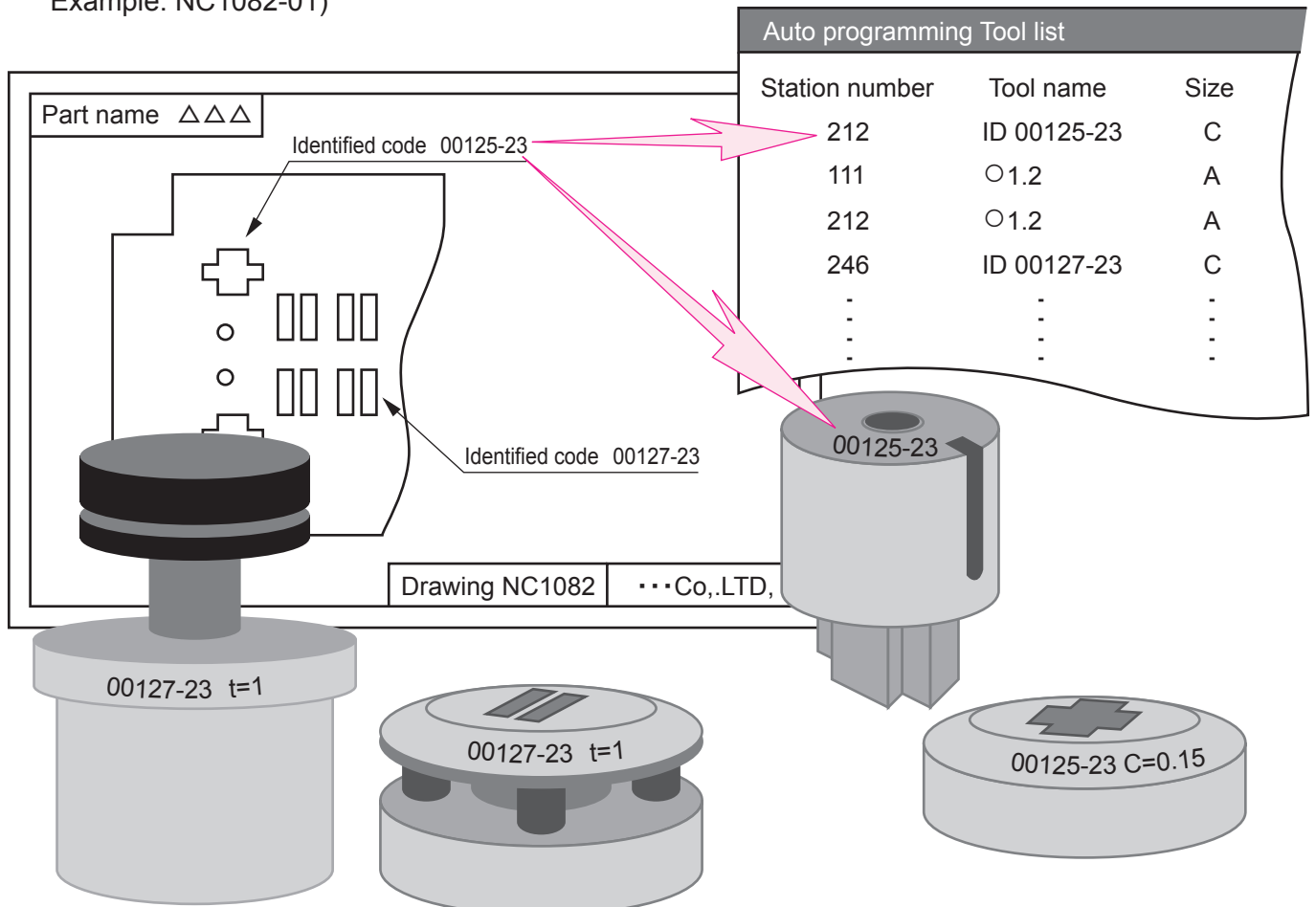
We currently mark "special codes" on tools according to customer requirements, but we will continue to promote "special code".

(Alphanumeric notation)

1. 「Identified code for forming, cluster and other special tools」 Example: 00125-23 C=0.15
2. 「Identified code for special shapes and dimension」 Example: 00125-23 Special shape 10X20 C=0.15
3. 「Dimension」 Example: Special shape 10X20 C=0.15

※Although "special shape codes" will be numbered by our company, we will also mark your own codes according to the instructions. (Drawing number + model number notation is also possible.

Example: NC1082-01)



INTRODUCTION OF STAMPING TOOL

PRODUCT LOT NUMBER AND MANUFACTURING DATE STAMP

Recently, the need for production lot management and production date management has been highlighted for quality assurance.

Introducing "lot numbering tool" and "date stamping tool", which are indispensable for the traceability of products required by ISO.

"NUMBERING TOOL" FOR PRODUCT LOT

Please use "Numbering tool" for stamping the production lot number.

The lot number can be changed quickly without replacing it with a rotary mechanism.




- The arrangement of characters is 12 equal parts, and the contents can be freely selected.
(Standard is [0~9][_] and [Blank])
- The number of digits is 5 to 7 digits.
- HSS (High-speed steel) with excellent durability is used for stamping.

< Purpose of use >

- Production lot number
- Date of manufacturing
- Parts number

The number can be easily changed by rotating the numbering ring.



"DATE MARK TOOL" FOR MANUFACTURING DATE

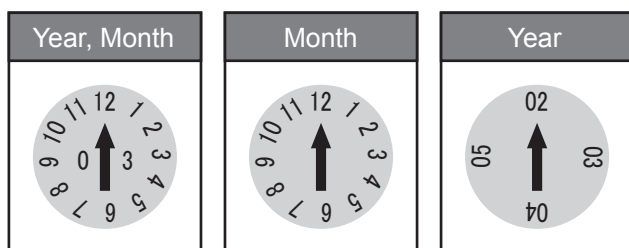
Please use "date mark tool" for the stamp of the manufacturing date.

The date can be easily changed by rotating middle arrow with a screwdriver.



There are 3 types of date as follows.

- Year, Month Type
- Month Type
- Year Type

Other marks are possible upon request.



Change of date by using one screwdriver.



In addition to the stamps introduced here, various stamped types are available. Please contact us.

For More information,
please contact
CONIC tool sales desk.

CONIC Co., Ltd.

10-5 Taiheidai, Shoo-cho, Katsuta-gun,
Okayama 709-4321 Japan
Email: tools@conic.co.jp
https://www.conic.co.jp

CONIC PRECISION Co., Ltd.

55/22 Moo 4, Buengkumphroy, Lumlukka,
Phatumthani 12150 Thailand
TEL: (662) 159-9870 FAX: (662) 159-9872
Email: conic_thai@conic.co.jp