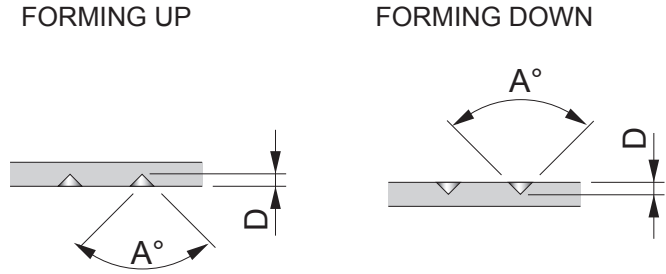


OUTLINE OF FORMING

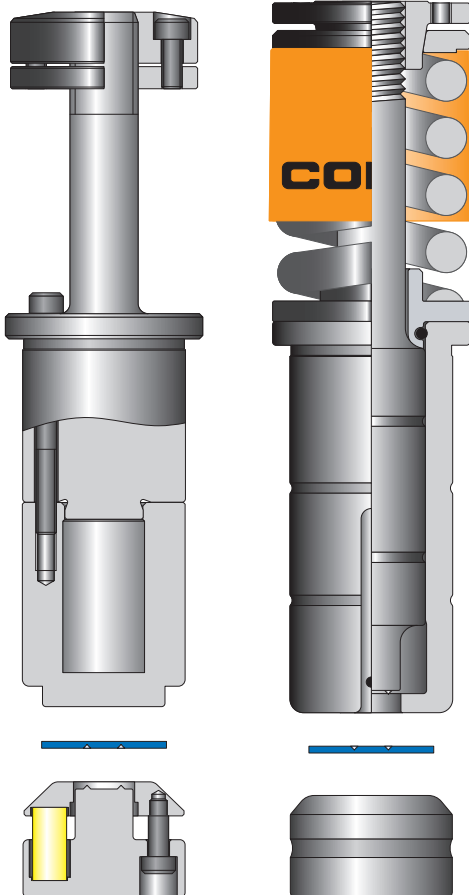


Forming process of stamping the character or logo etc.

TOOLING STRUCTURE (NC 1-1/4)

FORMING UP

FORMING DOWN

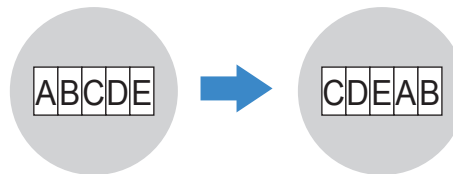


NOTE

- 1) Please indicate the size of character when you order.
- 2) Standard marking angle(A) is 90°. (We can make marking angle 60°, when the character size is small.)
- 3) The minimum character size that can be formed is as follows. (Height of character)

Number	Chinese characters
1mm	3mm

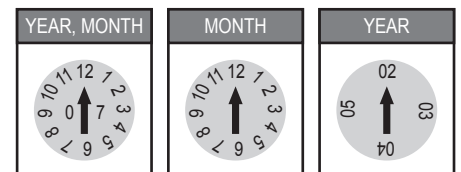
- 4) We can also make the insert chip type that can be replaced characters.



- 5) "Tooling for marking number" is useful for marking manufacturing number.
"Tooling for marking date" is useful for marking manufacturing date.



Tooling for marking number



Tooling for marking date

For More information,
please contact
CONIC tool sales desk.

CONIC Co., Ltd.
10-5 Taiheidai, Shoo-cho, Katsuta-gun,
Okayama 709-4321 Japan
Email: tools@conic.co.jp
https://www.conic.co.jp

CONIC PRECISION Co., Ltd.
55/22 Moo 4, Buengkumproy, Lumlukka,
Phatumthani 12150 Thailand
TEL: (662) 159-9870 FAX: (662) 159-9872
Email: conic_thai@conic.co.jp