


TOOLS DESK / TECHNICAL CENTER

C

Information Required for Quotation Request

Request	Machine spec.	Tool type	UP / DOWN	Forming shape	Thickness / Material
---------	---------------	-----------	-----------	---------------	----------------------

When requesting a quotation from our tool desk, at least the above five items are required. In addition, if there is an interference or machining pitch issue, it is possible to create a relief in the tooling. If you provide drawings or dimensions, we will assess the feasibility of tooling production and machining, and then provide you with a quotaion.

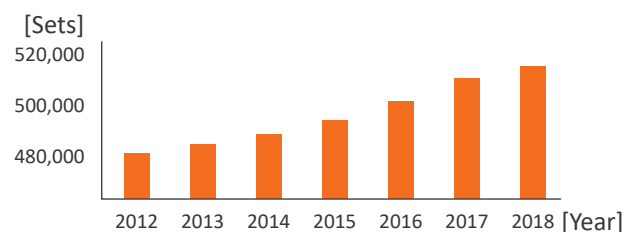


CONIC has Technical Center in our factory. We continuously develop new tool and innovative processing technologies by using the latest technology punch press nmachine.

Special tool specialist

Conic makes a lot of special tools. Our sales result of special tools are proof of quality and customer satisfaction.

■ Production of grand total (special shapes and forming tool)



Conic keeps drawings of special tools for 30 years, so that, it is easy to order repeatedly.



CONIC CO., LTD

10-5 Taihei-dai, Shoo-cho, Katsuta-gun, Okayama 709-4321 Japan
Tel: (+81) 868 38 6154 | Fax: (+81) 868 38 6331
Email: tools@conic.co.jp | Website: www.conic.co.jp

CONIC PRECISION CO., LTD

55/22 moo 4. Buengkumphroy, Lumlukka, Phatumthani 12150 Thailand
Tel: (+66) 2 159 9870-1 | Fax: (+66) 2 159 9872
Email: conic_thai@conic.co.jp | Website: www.conic.co.jp/thai/



2024.07 Ver.1.0

PROTECH 3 Forming

A product that is compatible with forming tools has been added to the **PROTECH 3** series, which has a proven track record of numerous deliveries.

Product Name: PRO TECH 3 FORMING
*Air blow type (Abbreviation: PT3F)

LINE UP : PT3F DOWN 1/2 (Ast)
: PT3F DOWN 1-1/4 (Bst)

Product Name: PRO TECH 3 STANDARD FORMING
*Non-air blow type (Abbreviation: PT3SF)

LINE UP : PT3SF DOWN 1/2 (Ast)
: PT3SF DOWN 1-1/4 (Bst)
: PT3SF UP 1-1/4 (Bst)

Conventional height adjustment involves removing the head from the machine, setting it in the jig, loosening the bolts, rotating the head and tightening the bolts again. Multiple 5-minute working times are required.

PROTECH 3F UP enables tool-less height adjustment, and the adjustment time is only **3 seconds** for upward facing tools.

Upward facing tooling is only available for 1-1/4 (B station)

The **PROTECH 3** series has been added to the downward forming tools. The appearance of the small diameter (1/2(A) or 1-1/4(B)) is the same as the previous **PROTECH 3** models, but the pitch of the canister height adjustment groove has been increased and evolved to be compatible with forming tools. Upward forming tools are only available in the small diameter 1-1/4(B) and have now been added to the **PROTECH 3** series. The height can be adjusted while still installed on the turret, which contributes to minimising the time spent stopping the machine and extending uptime.

Established in 1976, we look forward to taking the history and trust of our customers to the next step with this line-up.




High Quality & Technology For The Future
CONIC

DOWN FORMING/PT3F

A1 PROTECH 3 Forming DOWN

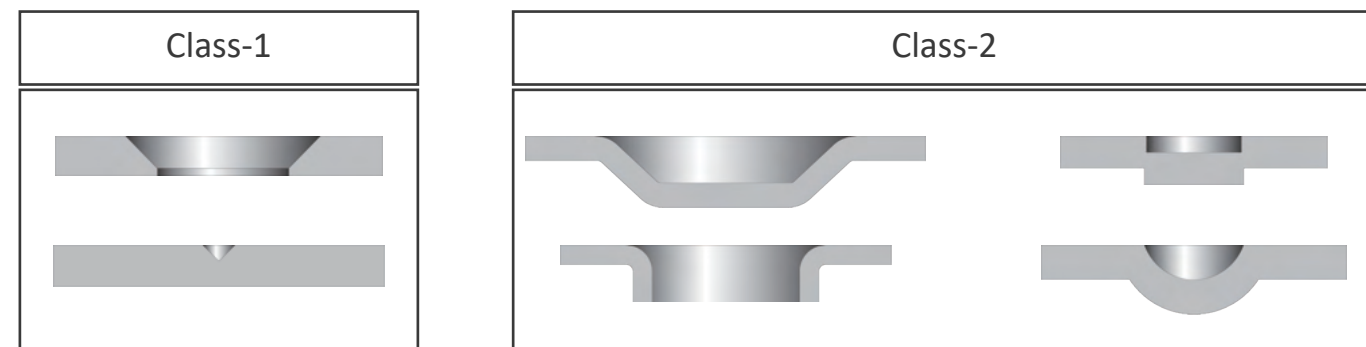
Tool-less height adjustment available.

The outstanding convenience of the **PROTECH 3** makes it quick and easy to adjust the height of the forming tool. Whereas the previous **PROTECH 3** could be adjusted by approximately 0.2 mm with a single click, the new **PROTECH 3F** can now be adjusted by 0.05 mm with a single click, allowing for finer adjustment.



A2 Forming shape

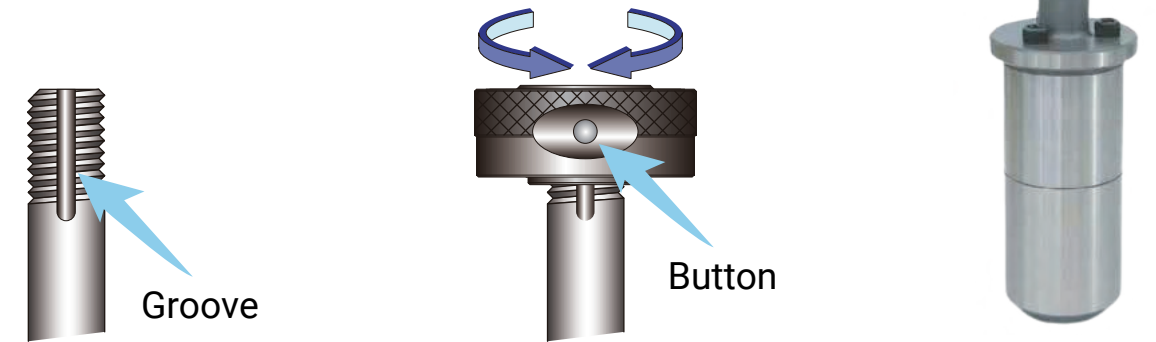
We have added round downward forming dies (for forming canisters) in 1/2" (A) and 1-1/4" (B) sizes. Additionally, we offer two types: air-blow compatible (**PROTECH 3** Forming) and non-air-blow compatible (**PROTECH 3** Standard Forming). Please contact us for information on compatible forming shapes.



UP FORMING/PT3F

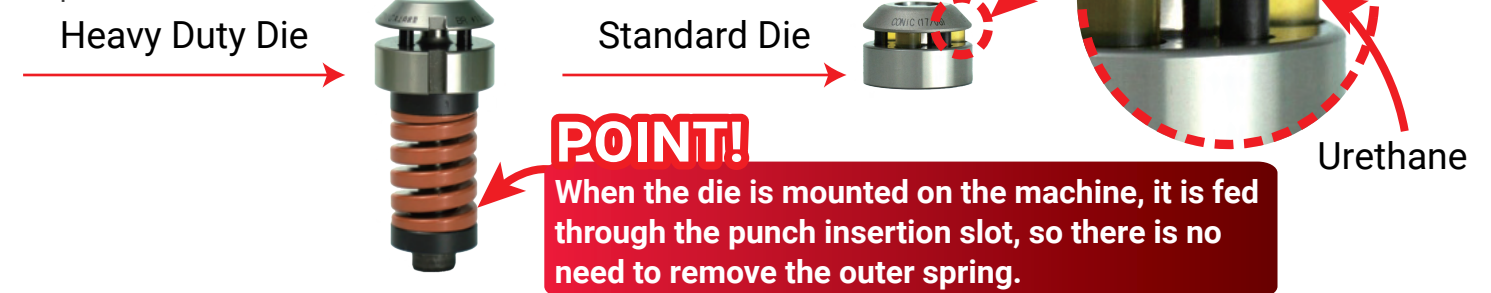
B1 PROTECH 3 Forming UP

By operating the head buttons to rotate without removing the turret from the turret punch press machine, the working time has been significantly reduced.



B2 Heavy Duty Die

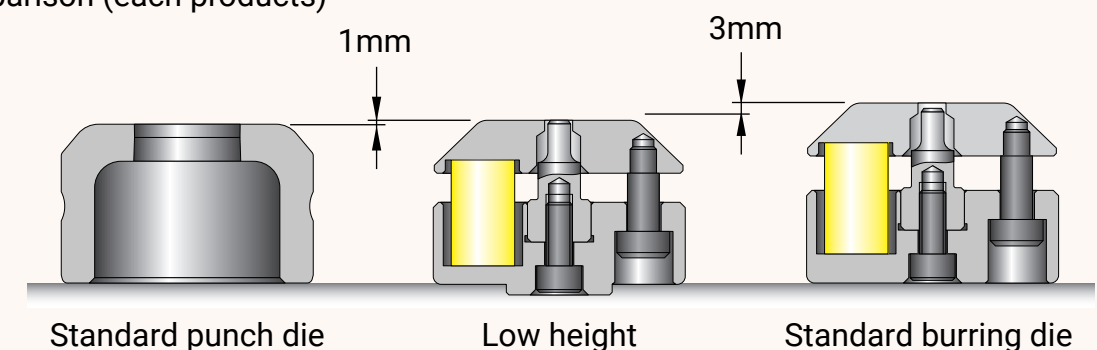
This Heavy Duty Die specification is sometimes recommended when using upward forming tools, when the non-processed material is of high hardness or when the plate thickness is thick. When requesting a quotation from the Tool Center, we will confirm the details on the reverse side. At that time, our Technical Center will confirm whether or not Heavy Duty Die is required.



B3 Low Height Die

The low-height burring die is only 1mm higher than a standard punching die. This allows for punching next to the burring die and prevents damage caused by material movement or turret rotation.

Comparison (each products)



Note: Maximum thickness of material is 1mm. Stainless steel does not fit to this application.

Typically, the height of upward burring dies is significantly higher than that of standard punching tool dies. As a result, the difference in die height can cause crescent-shaped marks on the material. This die is designed to be lower than standard burring dies, thus avoiding interference between the material and the die.

