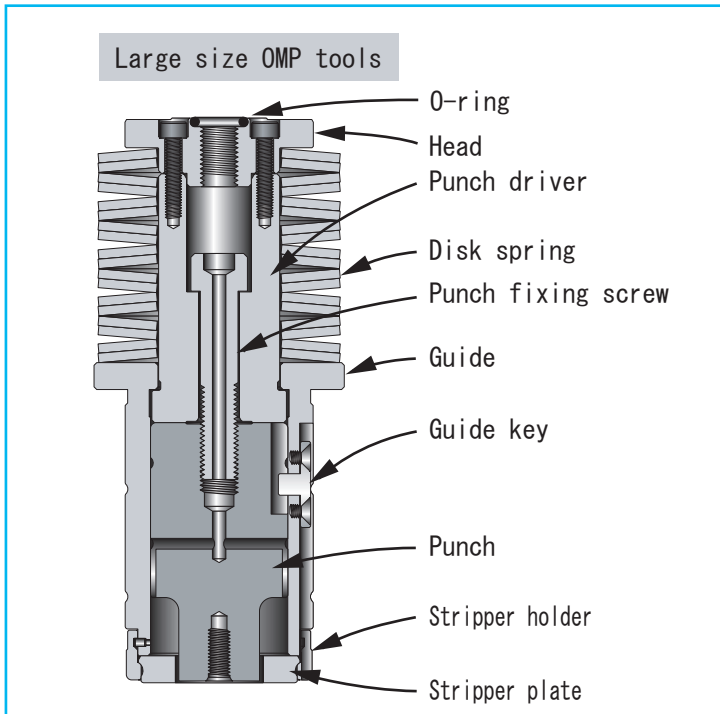


LARGE SIZE OMP (Oil Mist Punch) TOOL MANUAL

Thank you very much for purchasing Conic OMP tools. Please read this manual carefully and understand to use Conic tool safely.

[Specification]



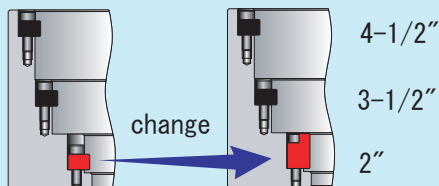
OMP punch is designed for anti-seize and long life the tools by using oil mist put into punch slide area and punching edges.

- (1) Please use OMP punch.
Please use OMP guide.
Punch fixing screw (M14) has small hole for oil through.
- (2) Please use OMP stripper plate.

【Note】

- (1) When change or assemble Conic OMP tools by using tool change jigs attached on NC machines, please change 2" station key of the tool change jigs for to Conic OMP key. (It is not necessary to change other station key)

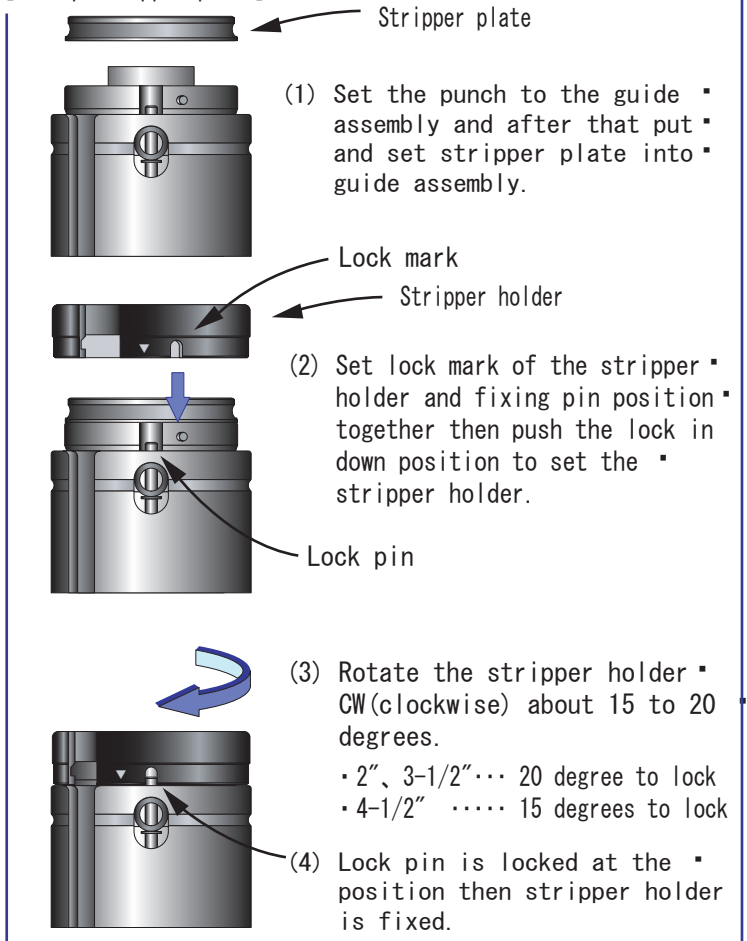
Tool change jigs



- (2) Please make sure stripper holder is perfectly lock before use OMP tools.
- (3) Top of the tool has small O-ring for stopping oil mist outside, however some type of machine makes stripping miss detector is working. In this case please remove o-ring.

[How to put and take out stripper plate]

[Set up stripper plate]



[Remove stripper plate]

