PRESS BRAKE TOOLS

STANDARD TOOLING LIST

PRODUCT CATALOG

AMADA TYPE



High Quality & Technology For The Future

CONIC

INDEX

PUNCH

Standard Punch / Gooseneck Punch (88°) 02
Sash Punch / Burring Punch/ Straight Punch (88°) 03
Standard Punch / Gooseneck Punch (90°) 04
Sash Punch/ Burring Punch/ Straight Punch (90°) 05
Hemming Punch / Heavy Duty Punch 06

DIE

1V Die 07-08
Etc. 1V Die 09
2V Die 10-12
2V Die / Rail / 1V Die Holder 13
Tools / Bending Chart 14

TOOL LENGTH

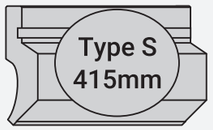

SECTIONALIZED

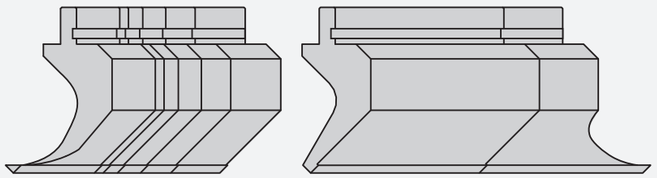

■ SECTIONALIZED PUNCH

L : 835mm S : 415mm
Sectionalized Type A / 10 • 15 • 20 • 40 • 50 • 100(Right) • 100(Left) • 200 • 300 (Total 835mm)
Sectionalized Type B / 10 • 15 • 20 • 40 • 50 • 100(Right) • 100(Left) • 165 • 300 (Total 800mm)

■ SECTIONALIZED DIE

10 • 15 • 20 • 40 • 50 • 100 • 200 • 400 (Total 835mm)

88° PUNCH

Material : SCM440 Hardness : HRC47±3
L: 835mm S: 415mm
Sectionalized Type-A/10•15•20•40•50•100(Right)•100(Left)•200•300(Total 835mm)
Sectionalized Type-B/10•15•20•40•50•100(Right)•100(Left)•165•300(Total 800mm)

Selectable

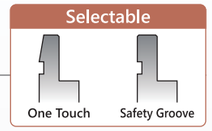

004
Standard Punch
L
S
● Tip R R0.2 R0.6 R0.8 R1.5 R3.0
1000kN/m (100ton/m)

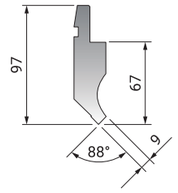

Sec. No.148

148
Standard Punch
Sectionalized Type A
● Tip R R0.2 R0.6 R0.8 R1.5 R3.0
450kN/m (45ton/m)

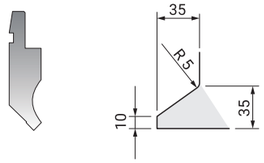

Cross-sectional shape is the same as 004.

117
Standard Punch
L
S
● Tip R R0.2 R0.6
200kN/m (20ton/m)

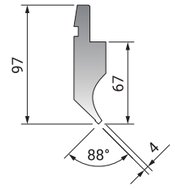

Sec. No.1178

1178
Standard Punch
Sectionalized Type B
● Tip R R0.2 R0.6
110kN/m (11ton/m)

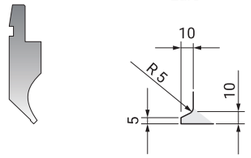

Cross-sectional shape is the same as 117.

045
Gooseneck Punch
L
S
● Tip R R0.2 R0.6 R0.8 R1.5 R3.0
500kN/m (50ton/m)

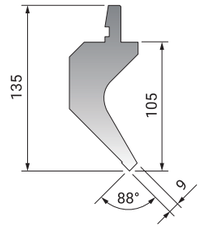

Sec. No.050

050
Gooseneck Punch
Sectionalized Type A
● Tip R R0.2 R0.6 R0.8 R1.5 R3.0
450kN/m (45ton/m)

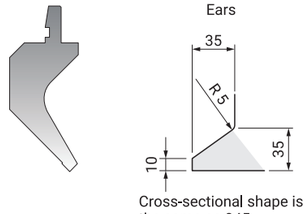

Cross-sectional shape is the same as 045.

452
Gooseneck Punch
L
S
● Tip R R0.2 R0.6 R0.8 R1.5 R3.0
700kN/m (70ton/m)

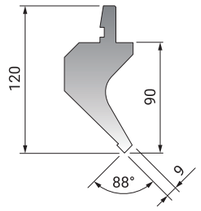

Sec. No.150

150
Gooseneck Punch
Sectionalized Type A
● Tip R R0.2 R0.6 R0.8 R1.5 R3.0
450kN/m (45ton/m)

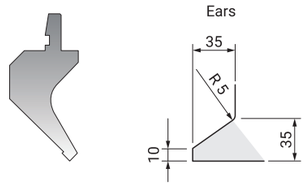

Cross-sectional shape is the same as 452.

453
Gooseneck Punch
L
S
● Tip R R0.2 R0.6 R0.8 R1.5 R3.0
500kN/m (50ton/m)

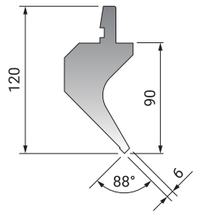

Sec. No.155

155
Gooseneck Punch
Sectionalized Type A
● Tip R R0.2 R0.6 R0.8 R1.5 R3.0
300kN/m (30ton/m)

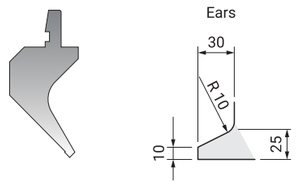

Cross-sectional shape is the same as 453.

047
Gooseneck Punch
L
S
● Tip R R0.2 R0.6 R0.8 R1.5 R3.0
500kN/m (50ton/m)

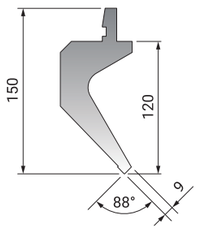

Sec. No.052

052
Gooseneck Punch
Sectionalized Type A
● Tip R R0.2 R0.6 R0.8 R1.5 R3.0
450kN/m (45ton/m)

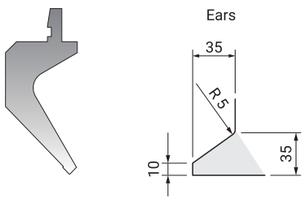

Cross-sectional shape is the same as 047.

88° PUNCH

Material : SCM440 Hardness : HRC47±3

L: 835mm S: 415mm

Sectionalized Type-A/10・15・20・40・50・100(Right)・100(Left)・200・300(Total 835mm)

Sectionalized Type-B/10・15・20・40・50・100(Right)・100(Left)・165・300(Total 800mm)

Selectable

200

Sash Punch

L
S

● Tip R R0.2 R0.6

300kN/m (30ton/m)

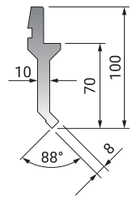

Sec. No.2008

2008

Sash Punch

Sectionalized Type B

● Tip R R0.2 R0.6

150kN/m (15ton/m)

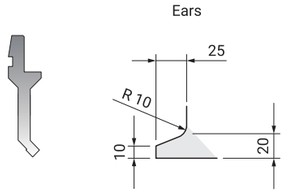

Cross-sectional shape is the same as 200.

202

Sash Punch

L
S

● Tip R R0.2 R0.6

300kN/m (30ton/m)

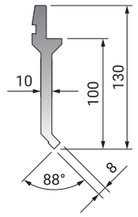

Sec. No.2028

2028

Sash Punch

Sectionalized Type B

● Tip R R0.2 R0.6

150kN/m (15ton/m)

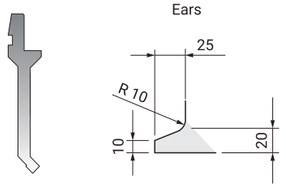

Cross-sectional shape is the same as 202.

0048

Burring Punch

L
S

● Tip R R0.2 R0.6

400kN/m (40ton/m)

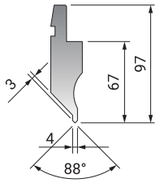

Sec. No.1488

1488

Burring Punch No.1

Sectionalized Type A

● Tip R R0.2 R0.6

200kN/m (20ton/m)

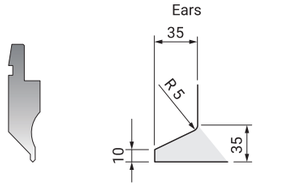

Cross-sectional shape is the same as 0048.

0049

Burring Punch

L
S

● Tip R R0.2 R0.6

800kN/m (8ton/m)

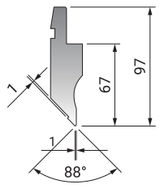

Sec. No.1489

1489

Burring Punch No.2

Sectionalized Type A

● Tip R R0.2 R0.6

400kN/m (40ton/m)

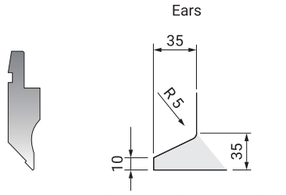

Cross-sectional shape is the same as 0049.

109

Straight Punch

L
S

● Tip R R0.2 R0.6

500kN/m (50ton/m)

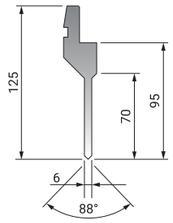

Sec. No.107

107

Straight Punch

Sectionalized Type A

● Tip R R0.2 R0.6

120kN/m (12ton/m)

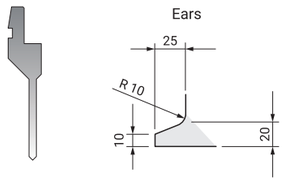

Cross-sectional shape is the same as 109.

90° PUNCH

Material : SCM440 Hardness : HRC47±3

L: 835mm S: 415mm

Sectionalized Type-A/10・15・20・40・50・100(Right)・100(Left)・200・300(Total 835mm)

Sectionalized Type-B/10・15・20・40・50・100(Right)・100(Left)・165・300(Total 800mm)

Selectable

016

Standard Punch

L
S

● Tip R R0.2 R0.8 R1.5 R3.0

1000kN/m (100ton/m)

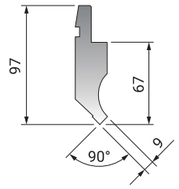

Sec. No.147

147

Standard Punch

Sectionalized Type A

● Tip R R0.2 R0.8 R1.5 R3.0

450kN/m (45ton/m)

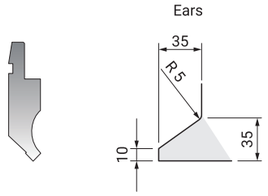

Cross-sectional shape is the same as 016.

116

Standard Punch

L
S

● Tip R R0.2

200kN/m (20ton/m)

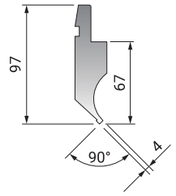

Sec. No.11680

11680

Standard Punch

Sectionalized Type B

● Tip R R0.2

110kN/m (11ton/m)

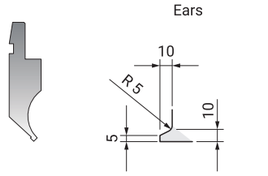

Cross-sectional shape is the same as 116.

046

Gooseneck Punch

L
S

● Tip R R0.2

500kN/m (50ton/m)

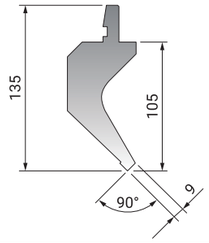

Sec. No.051

051

Gooseneck Punch

Sectionalized Type A

● Tip R R0.2

450kN/m (45ton/m)

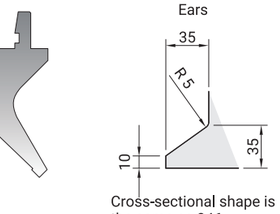

Cross-sectional shape is the same as 046.

462

Gooseneck Punch

L
S

● Tip R R0.2

700kN/m (70ton/m)

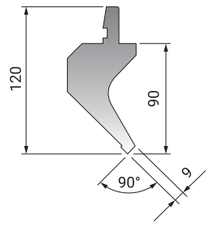

Sec. No.151

151

Gooseneck Punch

Sectionalized Type A

● Tip R R0.2

450kN/m (45ton/m)

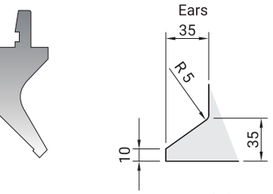

Cross-sectional shape is the same as 462.

463

Gooseneck Punch

L
S

● Tip R R0.2

500kN/m (50ton/m)

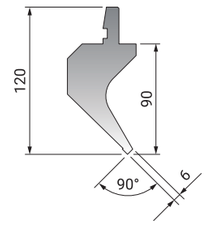

Sec. No.156

156

Gooseneck Punch

Sectionalized Type A

● Tip R R0.2

300kN/m (30ton/m)

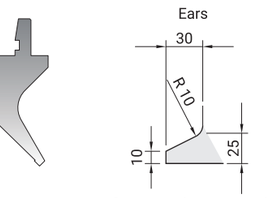

Cross-sectional shape is the same as 463.

048

Gooseneck Punch

L
S

● Tip R R0.2

500kN/m (50ton/m)

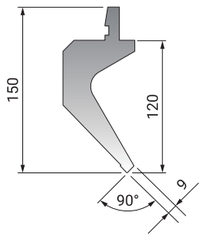

Sec. No.053

053

Gooseneck Punch

Sectionalized Type A

● Tip R R0.2

450kN/m (45ton/m)

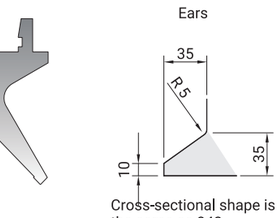

Cross-sectional shape is the same as 048.

90° PUNCH

Material : SCM440 Hardness : HRC47±3

L: 835mm S: 415mm

Sectionalized Type-A/10•15•20•40•50•100(Right)•100(Left)•200•300(Total 835mm)

Sectionalized Type-B/10•15•20•40•50•100(Right)•100(Left)•165•300(Total 800mm)

Selectable

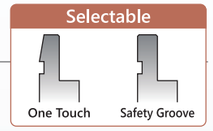

201

Sash Punch

L
S

● Tip R R0.2

300kN/m(30ton/m)

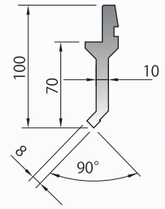

Sec. No.20180

20180

Sash Punch

Sectionalized Type B

● Tip R R0.2

150kN/m(15ton/m)

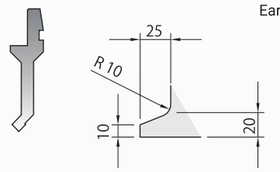

Cross-sectional shape is the same as 201

203

Sash Punch

L
S

● Tip R R0.2

300kN/m(30ton/m)

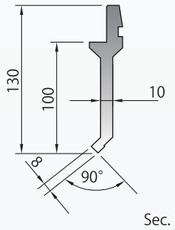

Sec. No.20380

20380

Sash Punch

Sectionalized Type B

● Tip R R0.2

150kN/m(15ton/m)

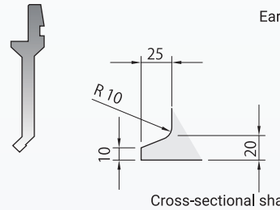

Cross-sectional shape is the same as 203

0168

Burring Punch No.1

L
S

● Tip R R0.2

400kN/m(40ton/m)

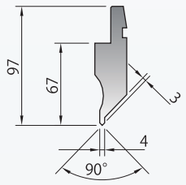

Sec. No.14780

14780

Burring Punch No.1

Sectionalized Type A

● Tip R R0.2

200kN/m(20ton/m)

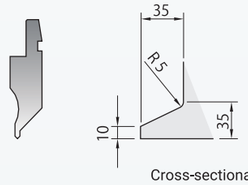

Cross-sectional shape is the same as 0168

0169

Burring Punch No.2

L
S

● Tip R R0.2

800kN/m(80ton/m)

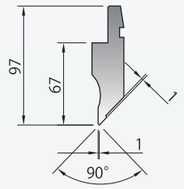

Sec. No.14790

14790

Burring Punch No.2

Sectionalized Type A

● Tip R R0.2

400kN/m(40ton/m)

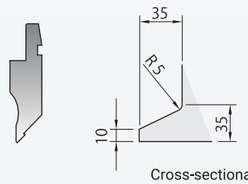

Cross-sectional shape is the same as 0169

108

Straight Punch

L
S

● Tip R R0.2

500kN/m(50ton/m)

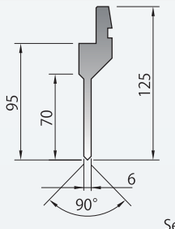

Sec. No.106

106

Straight Punch

Sectionalized Type A

● Tip R R0.2

120kN/m(12ton/m)

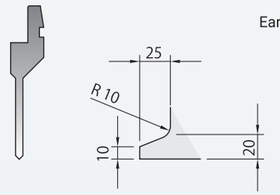

Cross-sectional shape is the same as 108

HEMMING/ PUNCH OTHER

Hardness : HRC47±3

Material : SCM440

Selectable

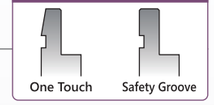

008

Hemming Punch

L
S

● Tip R R0.37

600kN/m (60ton/m)

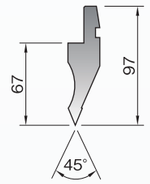

Sec. No.049

049

Hemming Punch

Sectionalized Type A

● Tip R R0.37

200kN/m (20ton/m)

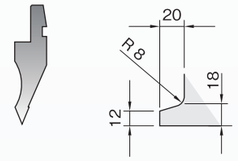

Cross-sectional shape is the same as 008

103

Hemming Punch

L
S

● Tip R R0.52

1000kN/m (100ton/m)

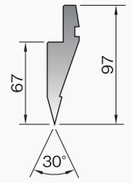

Sec. No.10380

10380

Hemming Punch

Sectionalized Type B

● Tip R R0.52

300kN/m (30ton/m)

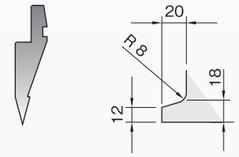

Cross-sectional shape is the same as 103

210

Hemming Punch

L
S

● Tip R R0.65

1000kN/m (100ton/m)

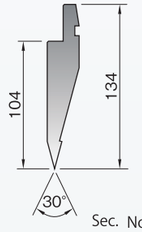

Sec. No.21080

21080

Hemming Punch

Sectionalized Type B

● Tip R R0.65

200kN/m (20ton/m)

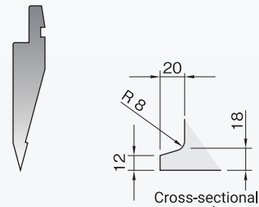

Cross-sectional shape is the same as 210

003

Heavy Duty Punch

L
S

● Tip R R6.0

1000kN/m (100ton/m)

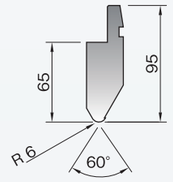

Sec. No.13800

13800

Heavy Duty Punch

Sectionalized Type A

● Tip R R6.0

1000kN/m (100ton/m)

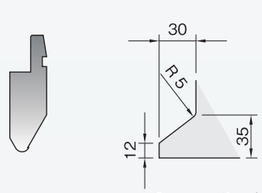

Cross-sectional shape is the same as 003

88° DIE／1V

Material : SCM440　Hardness : HRC47±2

DIE SECTIONING
10・15・20・40・50・100・200・400（Total 835㎜）

32006

88°

DIE(1V)　V=6

L
S

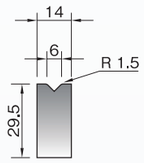

950kN/m (95ton/m)　With Bolt

32106

88°

DIE(1V)　V=8

L
S

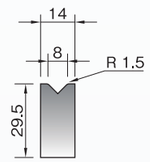

950kN/m (95ton/m)　With Bolt

322

88°

DIE(1V)　V=10

L
S

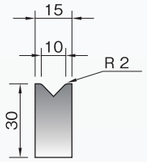

950kN/m (95ton/m)　With Bolt

324

88°

DIE(1V)　V=12

L
S

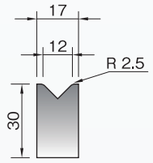

1000kN/m (100ton/m)　With Bolt

325

88°

DIE(1V)　V=14

L
S

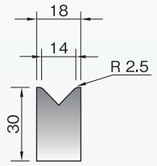

1000kN/m (100ton/m)　With Bolt

07006

88°

DIE(1V)　V=6

L
S
Sectionalized

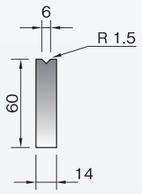

950kN/m (95ton/m)　Without Rail

07106

88°

DIE(1V)　V=8

L
S
Sectionalized

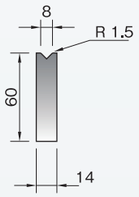

950kN/m (95ton/m)　Without Rail

07200

88°

DIE(1V)　V=10

L
S
Sectionalized

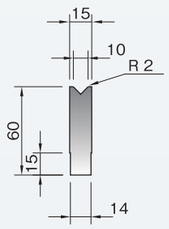

950kN/m (95ton/m)　Without Rail

07400

88°

DIE(1V)　V=12

L
S
Sectionalized

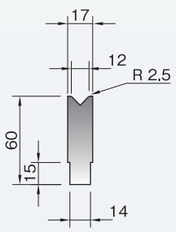

950kN/m (95ton/m)　Without Rail

07600

88°

DIE(1V)　V=14

L
S
Sectionalized

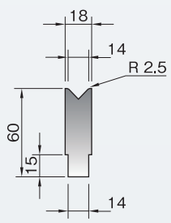

950kN/m (95ton/m)　Without Rail

90° DIE／1V

Material : SCM440　Hardness : HRC47±2

DIE SECTIONING
10・15・20・40・50・100・200・400（Total 835㎜）

320

90°

DIE(1V)　V=6

L
S

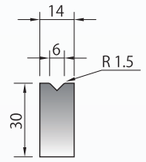

950kN/m(95ton/m)　With Bolt

321

90°

DIE(1V)　V=8

L
S

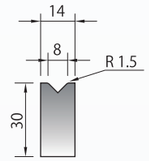

950kN/m(95ton/m)　With Bolt

323

90°

DIE(1V)　V=10

L
S

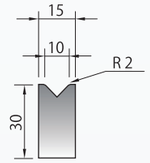

950kN/m(95ton/m)　With Bolt

326

90°

DIE(1V)　V=12

L
S

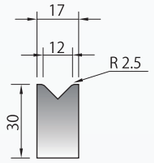

1000kN/m(100ton/m)　With Bolt

07000

90°

DIE(1V)　V=6

L
S
Sectionalized

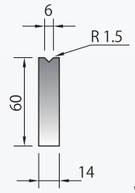

950kN/m(95ton/m)　Without Rail

07100

90°

DIE(1V)　V=8

L
S
Sectionalized

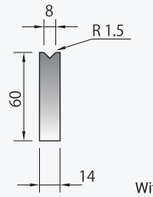

950kN/m(95ton/m)　Without Rail

07300

90°

DIE(1V)　V=10

L
S
Sectionalized

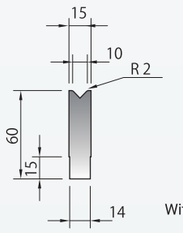

950kN/m(95ton/m)　Without Rail

07500

90°

DIE(1V)　V=12

L
S
Sectionalized

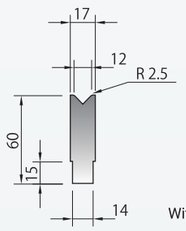

950kN/m(95ton/m)　Without Rail

etc. DIE／1V

Material:S45C Hardness:HRC52-55

DIE SECTIONING
10・15・20・40・50・100・200・400（Total 835㎜）

35
85°

DIE(1V) V=32

L
S

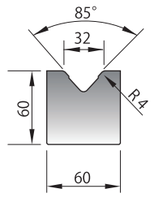

1000kN/m(100ton/m)

36
85°

DIE(1V) V=40

L
S

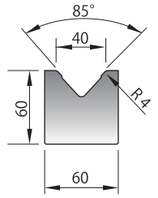

1000kN/m(100ton/m)

37
85°

DIE(1V) V=50

L
S

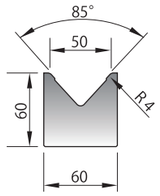

1000kN/m(100ton/m)

38
85°

DIE(1V) V=63

L
S

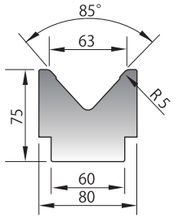

1000kN/m(100ton/m)

13
85°

DIE(1V) V=80

L
S

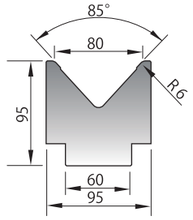

700kN/m(70ton/m)

340
30°

DIE(1V) V=18

L
S

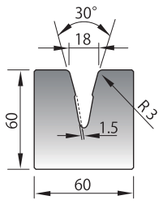

800kN/m(80ton/m)

341
30°

DIE(1V) V=25

L
S

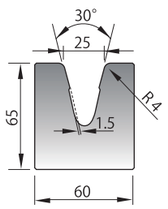

600kN/m(60ton/m)

342
45°

DIE(1V) V=32

L
S

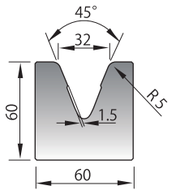

400kN/m(40ton/m)

343
45°

DIE(1V) V=40

L
S

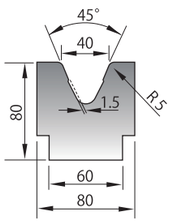

700kN/m(70ton/m)

88° DIE／2V

Material：SCM440 Hardness：HRC47±2

DIE SECTIONING
10・15・20・40・50・100・200・400（Total 835㎜）

12106
88°

DIE(2V) 4x7

L
S

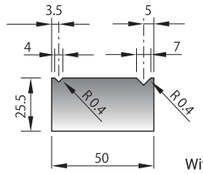

600kN/m(60ton/m)

With Bolt

12306
88°

DIE(2V) 6x10

L
S

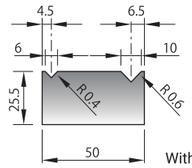

700kN/m(70ton/m)

With Bolt

12406
88°

DIE(2V) 8x12

L
S

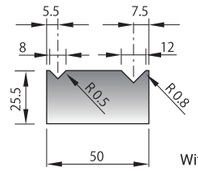

800kN/m(80ton/m)

With Bolt

125
88°

DIE(2V) 14x18

L
S

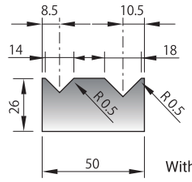

1000kN/m(100ton/m)

With Bolt

126
88°

DIE(2V) 12x20

L
S

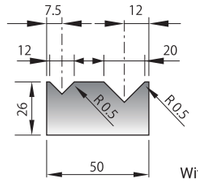

1000kN/m(100ton/m)

With Bolt

127
88°

DIE(2V) 16x25

L
S

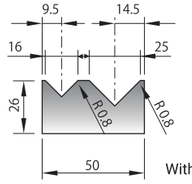

700kN/m(70ton/m)

With Bolt

30146
88°

DIE(2V) 4x7

L
S
Sectionalized

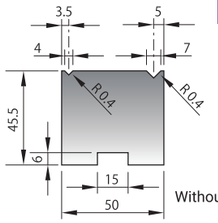

600kN/m(60ton/m)

Without Rail

30246
88°

DIE(2V) 6x10

L
S
Sectionalized

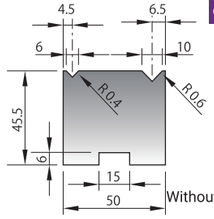

700kN/m(70ton/m)

Without Rail

30346
88°

DIE(2V) 8x12

L
S
Sectionalized

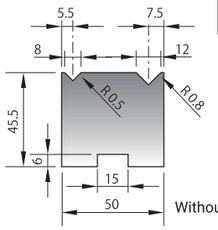

700kN/m(70ton/m)

Without Rail

30440
88°

DIE(2V) 14x18

L
S
Sectionalized

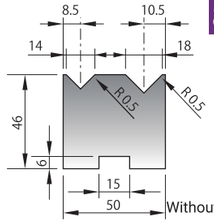

1000kN/m(100ton/m)

Without Rail

30540
88°

DIE(2V) 12x20

L
S
Sectionalized

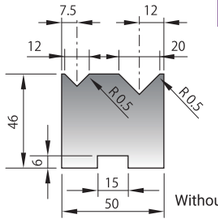

1000kN/m(100ton/m)

Without Rail

30640
88°

DIE(2V) 16x25

L
S
Sectionalized

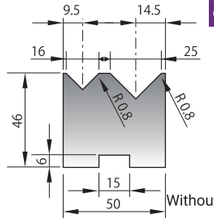

1000kN/m(100ton/m)

Without Rail

88° DIE／2Vダイ

DIE SECTIONING
10・15・20・40・50・100・200・400（Total 835㎜）

Material：SCM440　Hardness：HRC47±2

31106
88°
DIE(2V)　6 x 10
For SUS AL
L
S
800kN/m(80ton/m)

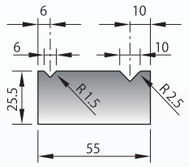

With Bolt

314
88°
DIE(2V)　12 x 20
For SUS AL
L
S
1000kN/m(100ton/m)

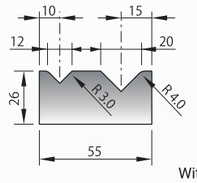

With Bolt

50186
88°
DIE(2V)　4 x 7
L
S
Sectionalized
600kN/m(60ton/m)

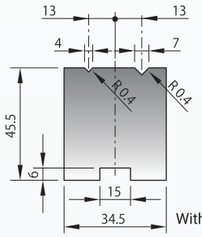

Without Rail

50286
88°
DIE(2V)　6 x 10
L
S
Sectionalized
700kN/m(70ton/m)

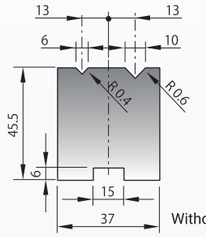

Without Rail

50386
88°
DIE(2V)　8 x 12
L
S
Sectionalized
700kN/m(70ton/m)

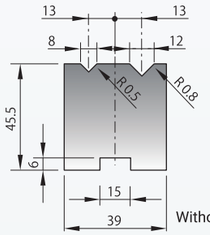

Without Rail

50480
88°
DIE(2V)　14 x 18
L
S
Sectionalized
1000kN/m(100ton/m)

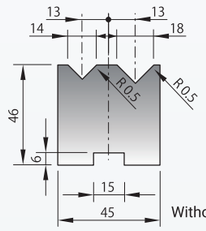

Without Rail

50580
88°
DIE(2V)　12 x 20
L
S
Sectionalized
1000kN/m(100ton/m)

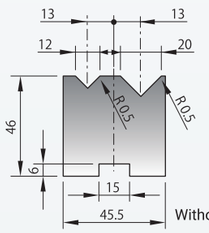

Without Rail

50680
88°
DIE(2V)　16 x 25
L
S
Sectionalized
1000kN/m(100ton/m)

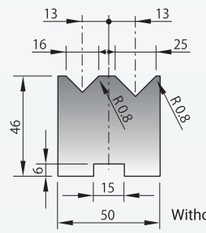

Without Rail

50786
88°
DIE(2V)　5 x 9
L
S
Sectionalized
600kN/m(60ton/m)

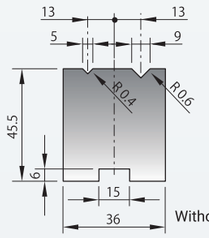

Without Rail

90° DIE(2V)

DIE SECTIONING
10・15・20・40・50・100・200・400（Total 835㎜）

Material：SCM440　Hardness：HRC47±2

121
90°
DIE(2V)　4 x 7
L
S
600kN/m(60ton/m)

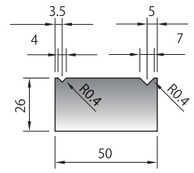

With Bolt

123
90°
DIE(2V)　6 x 10
L
S
700kN/m(70ton/m)

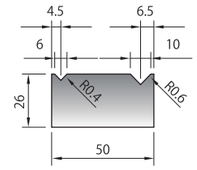

With Bolt

124
90°
DIE(2V)　8 x 12
L
S
800kN/m(80ton/m)

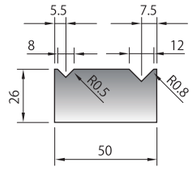

With Bolt

311
90°
DIE(2V)　6 x 10
For SUS & AL
L
S
800kN/m(80ton/m)

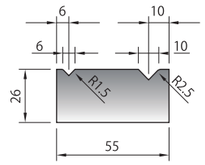

With Bolt

30140
90°
DIE(2V)　4 x 7
L
S
Sectionalized
600kN/m(60ton/m)

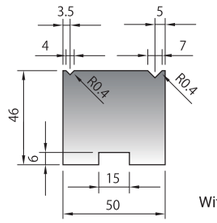

Without Rail

30240
90°
DIE(2V)　6 x 10
L
S
Sectionalized
700kN/m(70ton/m)

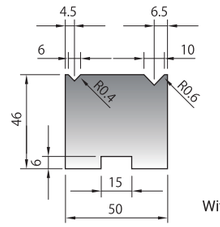

Without Rail

30340
90°
DIE(2V)　8 x 12
L
S
Sectionalized
700kN/m(70ton/m)

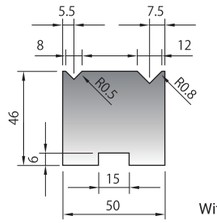

Without Rail

50180
90°
DIE(2V)　4 x 7
L
S
Sectionalized
600kN/m(60ton/m)

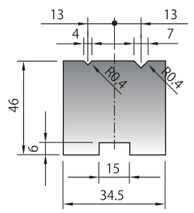

Without Rail

50280
90°
DIE(2V)　6 x 10
L
S
Sectionalized
700kN/m(70ton/m)

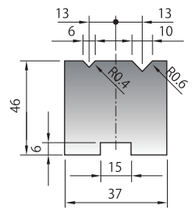

Without Rail

50380
90°
DIE(2V)　8 x 12
L
S
Sectionalized
700kN/m(70ton/m)

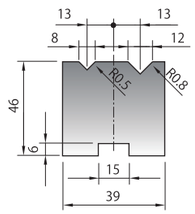

Without Rail

50780
90°
DIE(2V)　5 x 9
L
S
Sectionalized
600kN/m(60ton/m)

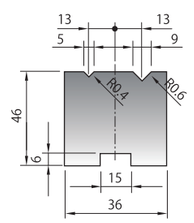

Without Rail

etc.

DIE(2V)・RAIL・HOLDER

337

30°

DIE (2V)・8x12

L
S

SCM440　HRC52～55(表面焼入)

300kN/m(30ton/m)

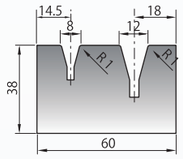

300

DIE RAIL

L
S

S45C　HRC23～28

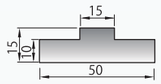

330

DIE HOLDER
H=81.5

L
S

S45C　HRC23～28

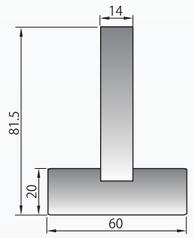

8000

DIE HOLDER

L=1050

S45C　HRC28～32

950kN/m(95ton/m)

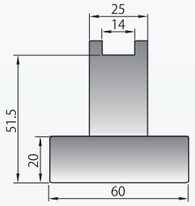

8100

DIE HOLDER

L=1260

S45C　HRC28～32

950kN/m(95ton/m)

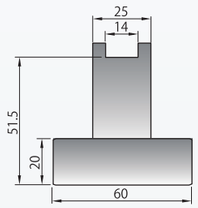

055

DIE BLOCK HOLDER

L
S

S45C　HRC23～28

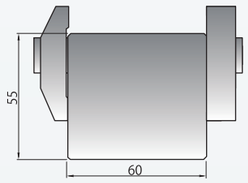

TOOLS

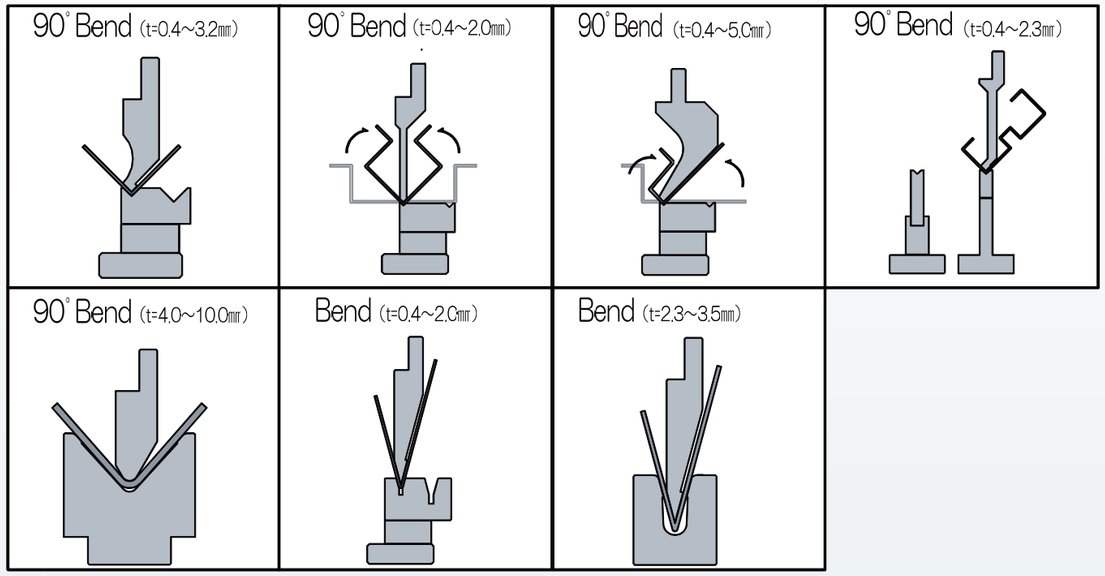

BENDING CHART

■Standard Width(V)

t	0.5~2.6	3~8	9~10	12以上
v	6 t	8 t	10 t	12 t

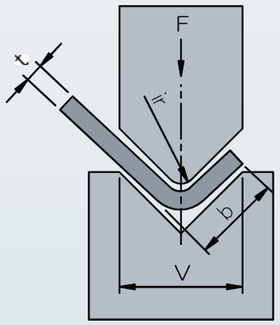

t (mm)	4	6	7	8	10	12	14	16	18	20	25	32	40	50	63	80	100	125	160	200	250	v
	2.8	4	5	5.5	7	8.5	10	11	13.5	14	17.5	22	28	35	45	55	71	89	113	140	175	b
	0.7	1	1.1	1.3	1.6	2	2.3	2.6	3	3.3	4	5	6.5	8	10	13	16	20	26	33	41	ir
0.5	40	30																				F (kN)
0.6	60	40	40	40																		
0.8		70	70	50	40																	
1.0		110	100	80	70	60																
1.2			140	120	110	80	70	60														
1.4				150	130	110	100	90	80													
1.6					170	150	130	110	100	90												
2.0						220	190	170	150	130	110											
2.3							250	230	190	170	150	120										
2.6								280	250	220	180	140										
3.0									340	300	240	190	150									
3.2										340	270	220	170	140								
3.5											330	260	200	160	130							
4.0											430	340	270	210	170							
4.5												440	340	270	210							
5.0												520	420	330	260	210						
6													600	480	380	300	240					
7															520	410	330	260				
9																670	540	430				
10																850	670	530	420			
12																	960	780	600	550		
16																		1360	1070	860		
19																			1500	1250	1000	
22																				1600	1300	
25																				2100	1700	
30																					2400	

t　: Material Thickness(Tensile Strength 450～500N/mm²)
F　: Pressure par 1m (kN/m)
ir : Radius of Punch tip
b　: Minimum length of Flange
V　: Width of Die

PRODUCT CATALOG

AMADA TYPE

CONIC HIGH PERFORMANCE TOOLING

- AMADA TYPE TOOLING
- TRUMPF TYPE TOOLING
- MURATA TYPE TOOLING
- KOMATSU TYPE TOOLING
- TOYO TYPE TOOLING
- NISSHINBO TYPE TOOLING

High Quality & Technology For The Future

CONIC

CONIC CO., LTD

10-5 Taihei-dai, Shoo-cho, Katsuta-gun, Okayama 709-4321 Japan

Tel: (+81) 868 38 6154 | Fax: (+81) 868 38 6331

Email: tools@conic.co.jp | Website: www.conic.co.jp

CONIC PRECISION CO., LTD

55/22 moo 4. Buengkumphroy, Lumlukka, Phatumthani 12150 Thailand

Tel: (+66) 2 159 9870-1 | Fax: (+66) 2 159 9872

Email: conic_thai@conic.co.jp | Website: www.conic.co.jp/thai/

Dealer

2024.09 Ver.3.0