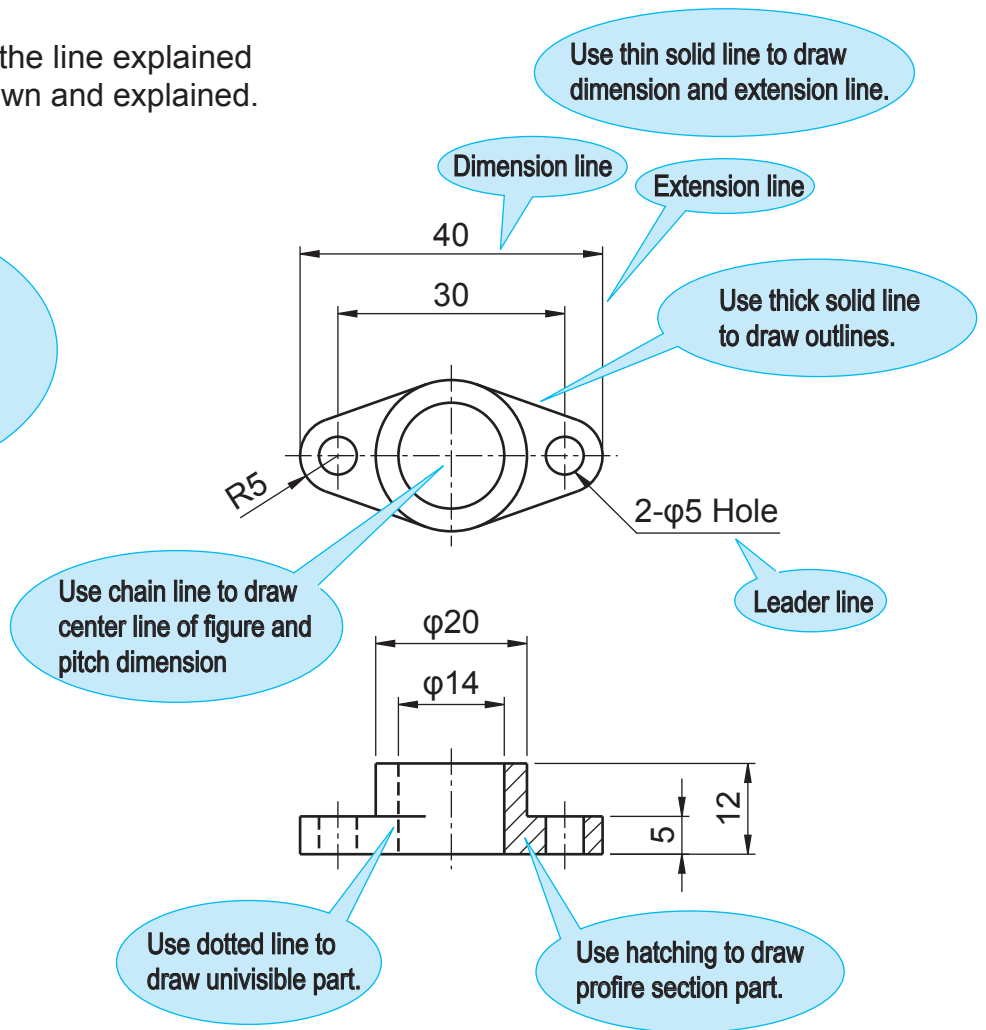

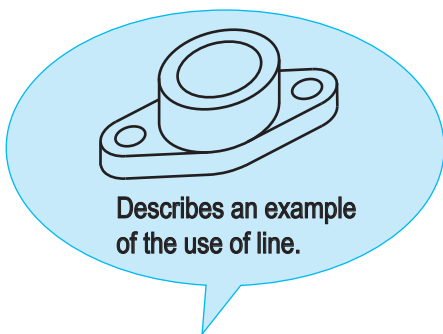


## HOW TO DRAW AND READ DRAWING (PRACTICAL USE)

This time, the points to note when actually drawing and points to draw easy-to-read drawings are summarized.

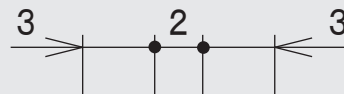
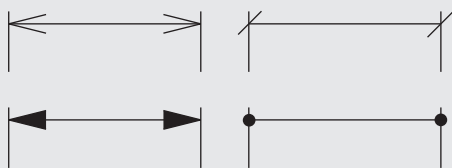
### EXAMPLES OF USING EACH LINE

◆ The example of using the line explained last time is actually drawn and explained.



### NOTE

The symbols (terminal symbols) at both ends of the dimension line used for dimension entry are as follows. Terminal symbols should be the same except in the lower right drawing.



If no room for arrow head, use black circle or slash.

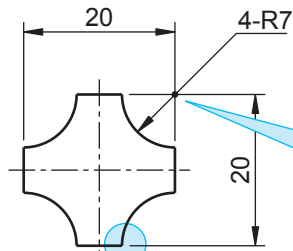


# HOW TO DRAW AND READ DRAWING (PRACTICAL USE)

## DRAW SPECIAL SHAPES

Draws an irregular shape drawing that is often used in sheet metal processing and summarizes the points of drawing.

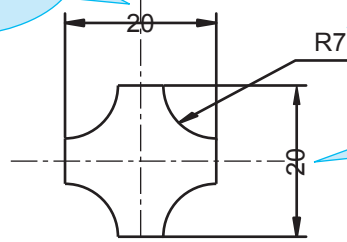
### Correct



Better not to extend a center line.

Better to have open space between figure outline and extension line.

### Wrong

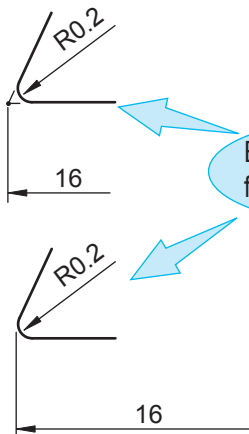


• Leader line should be passed on center position of radius.  
• Should put a number of radius before dimension

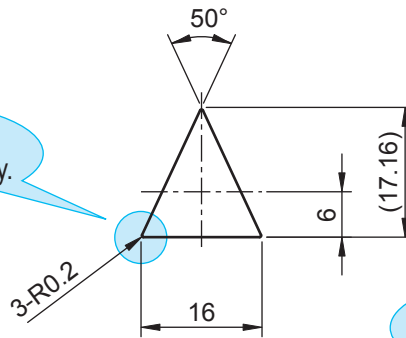
Specify the dimension clearly, not being overlapped.

Use different thickness of line to make the figure clear.

### Makes drawing easier to read.




Enlarge a part of figure to read clearly.



When drawing, draw an easy-to-understand figure from the standpoint of the person who work on it.

Use ( ) for reference dimension.



### Summary – To draw easy-to-read drawings

1. Draw a clear drawing by clearly distinguishing outlines and dimension lines.
2. Clarify necessary contents and do not draw unnecessary contents.
3. Make a simple drawing prevent from complication.
4. When you have finished drawing, review the drawing as a person working on it.

For More information,  
please contact  
CONIC tool sales desk.

### CONIC Co., Ltd.

10-5 Taiheidai, Shoo-cho, Katsuta-gun,  
Okayama 709-4321 Japan  
Email: tools@conic.co.jp  
https://www.conic.co.jp

### CONIC PRECISION Co., Ltd.

55/22 Moo 4, Buengkumproy, Lumlukka,  
Phatumthani 12150 Thailand  
TEL: (662) 159-9870 FAX: (662) 159-9872  
Email: conic\_thai@conic.co.jp