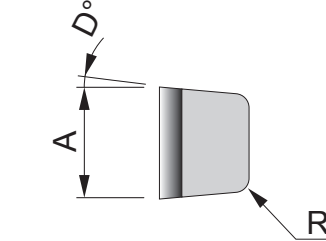


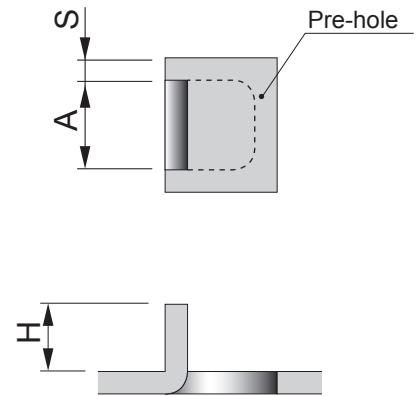


OUTLINE OF FORMING

Forming without pre-hole

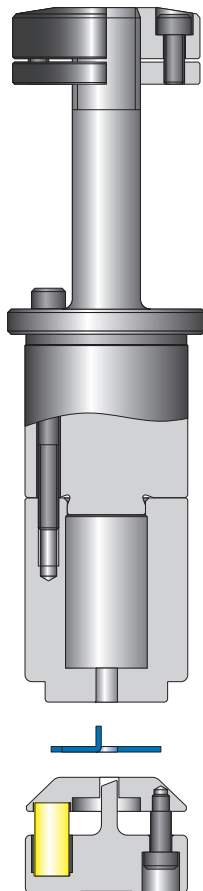


Forming after pre-hole



TOOLING STRUCTURE (NC 1-1/4)

FORMING UP



Forming process of lance like L-shape.
 Used for hook, positioning and stopper.

NOTE

- 1) Please indicate the each dimension when you order.
- 2) In case of forming without pre-hole, it is necessary to put the angle(D) to prevent mistakes strips.
 The angle(D) must be more than 2°. (Recommended angle is more than 5°.)
- 3) Tool life is improved by making the pre-hole.
- 4) Forming direction is upward.
 In case of forming down, the moving trouble will occurs.

For More information,
 please contact
 CONIC tool sales desk.

CONIC Co., Ltd.
 10-5 Taiheidai, Shoo-cho, Katsuta-gun,
 Okayama 709-4321 Japan
 Email: tools@conic.co.jp
<https://www.conic.co.jp>

CONIC PRECISION Co., Ltd.
 55/22 Moo 4, Buengkumproy, Lumlukka,
 Phatumthani 12150 Thailand
 TEL: (662) 159-9870 FAX: (662) 159-9872
 Email: conic_thai@conic.co.jp