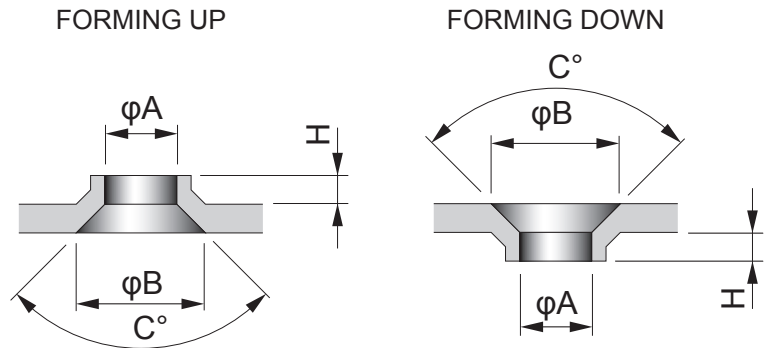


OUTLINE OF FORMING



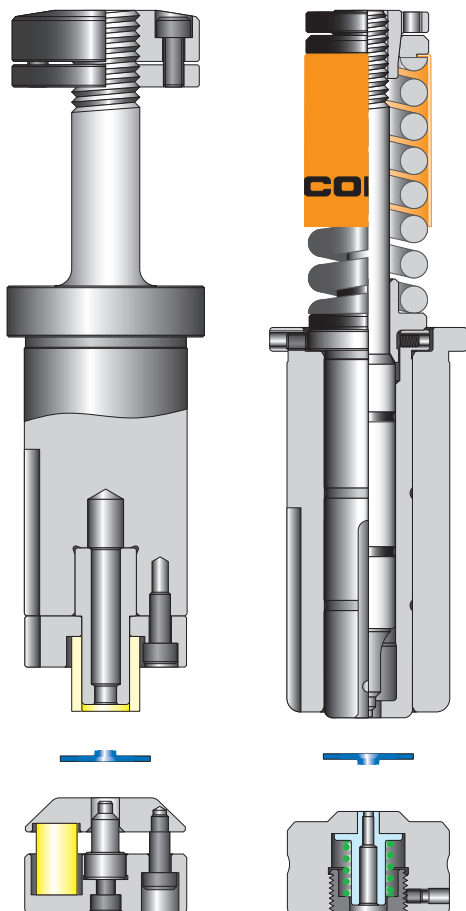
Forming process for making tube of threading for screw, and at the same time make a chamfer in the entrance part.

Used for threading for screw. Used to guide at the time of tapping.

TOOLING STRUCTURE (NC 1-1/4)

FORMING UP

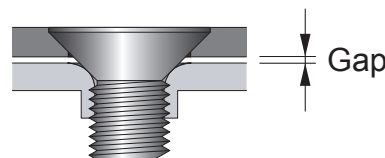
FORMING DOWN



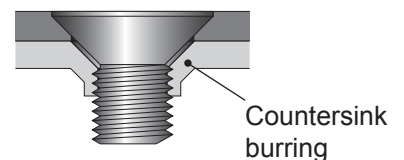
NOTE

- 1) Please indicate the dimension of A, B and angle(C), when you order.
- 2) If the gap appear between chamfered plate and burring plates, when joined by a countersunk screw, please use the countersink burring.

Standard tap burring



Countersink burring



For More information,
 please contact
 CONIC tool sales desk.

CONIC Co., Ltd.
 10-5 Taiheidai, Shoo-cho, Katsuta-gun,
 Okayama 709-4321 Japan
 Email: tools@conic.co.jp
<https://www.conic.co.jp>

CONIC PRECISION Co., Ltd.
 55/22 Moo 4, Buengkumphroy, Lumlukka,
 Phatumthani 12150 Thailand
 TEL: (662) 159-9870 FAX: (662) 159-9872
 Email: conic_thai@conic.co.jp