


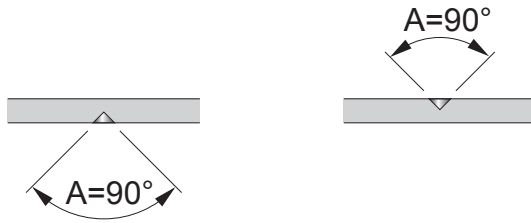
**CENTER POINT**



**OUTLINE OF FORMING**

FORMING UP

FORMING DOWN

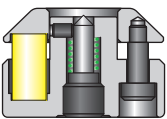
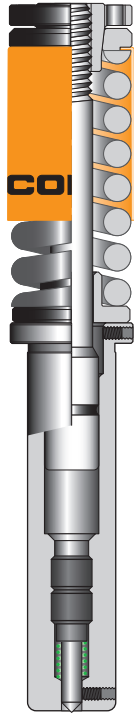
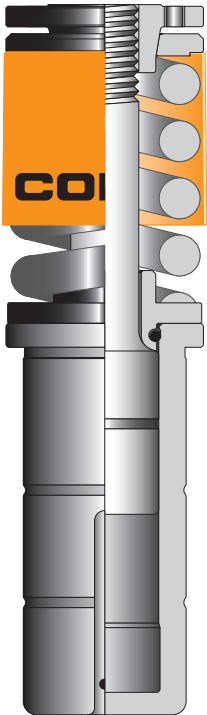


Forming process of making conical recess (center point).  
Used for positioning, mark, and so on.

**TOOLING STRUCTURE**

FORMING UP  
(NC 1-1/4)

FORMING DOWN  
(NC 1/2)



**NOTE**

- 1) Standard tool is not necessary to adjust the punch height when the material thickness is changed.
- 2) Standard of angle is 90°. Please indicate when request the another angle.
- 3) Depth of center point is adjustable.
- 4) We can make 1/2(Ast.) tool for forming up, so please contact us.

For More information,  
please contact  
CONIC tool sales desk.

**CONIC Co., Ltd.**

10-5 Taiheidai, Shoo-cho, Katsuta-gun,  
Okayama 709-4321 Japan  
Email: tools@conic.co.jp  
<https://www.conic.co.jp>

**CONIC PRECISION Co., Ltd.**

55/22 Moo 4, Buengkumphroy, Lumlukka,  
Phatumthani 12150 Thailand  
TEL: (662) 159-9870 FAX: (662) 159-9872  
Email: conic\_thai@conic.co.jp