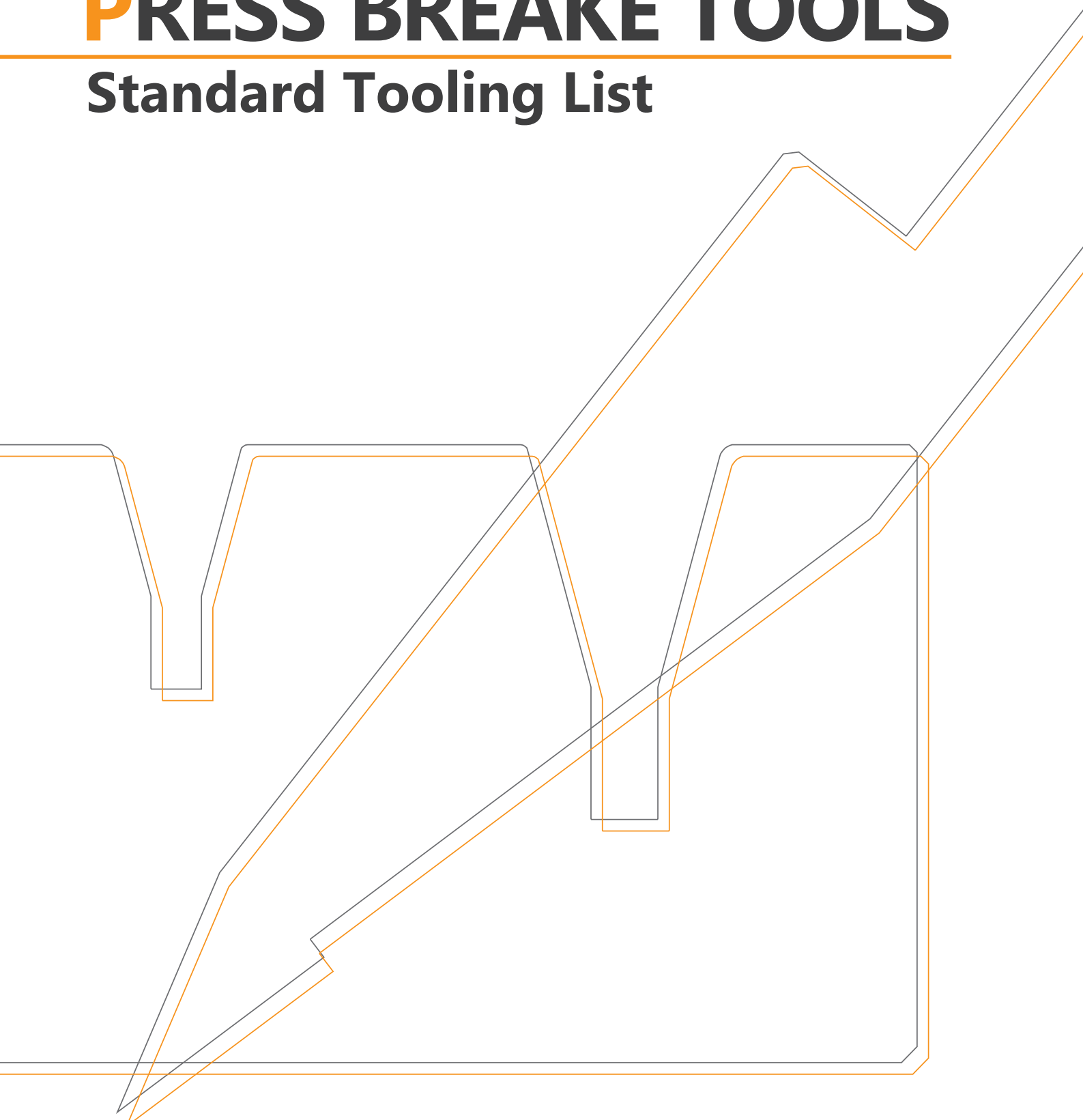


# PRESS BRAKE TOOLS

## Standard Tooling List



High Quality & Technology For **The Future**

**CONIC**

# INDEX

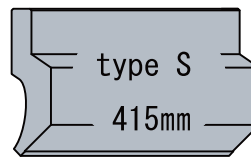
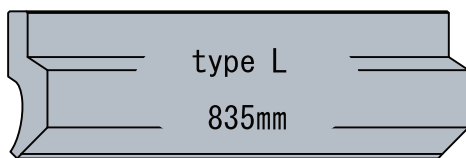
## PUNCH

90° STANDARD PUNCH · SPECIAL PUNCH .....	2
90° SPECIAL PUNCH .....	3
88° STANDARD PUNCH · SPECIAL PUNCH .....	4
88° SPECIAL PUNCH .....	5
HEMMING · OTHERS .....	6

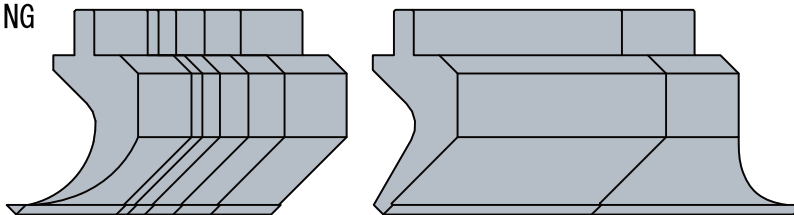
## DIE

90° DIE (1V) .....	7
88° DIE (1V) .....	8
30° DIE (1V)、45° DIE (1V)、85° DIE (1V) .....	9
90° DIE (2V) .....	10
88° DIE (2V) .....	11
88° DIE (2V) .....	12
OTHERS .....	13

## TOOL LENGTH



## SECTIONING



### ■ SECTIONING (PUNCH)

type L : 835mm   type S : 415mm

SECTIONING A / 10 · 15 · 20 · 40 · 50 · 100 (Right end) · 100 (Left end) · 200 · 300 ( Total 835mm )

SECTIONING B / 10 · 15 · 20 · 40 · 50 · 100 (Right end) · 100 (Left end) · 165 · 300 ( Total 800mm )

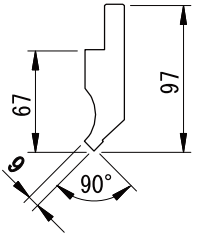
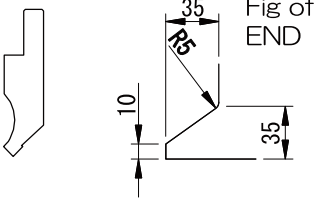
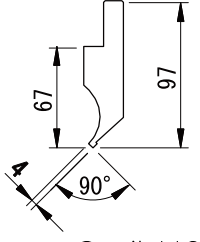
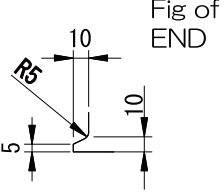
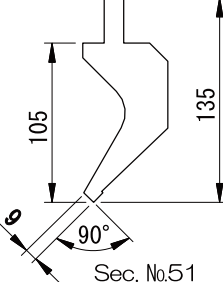
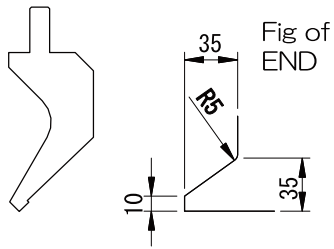
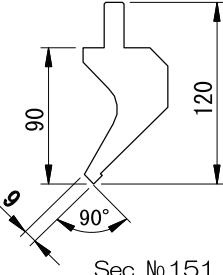
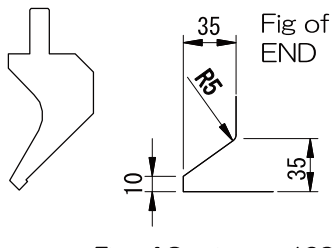
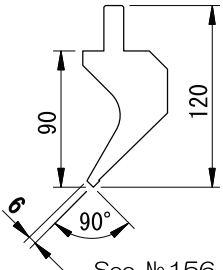
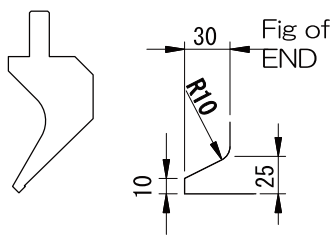
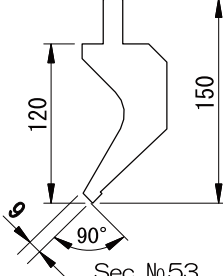
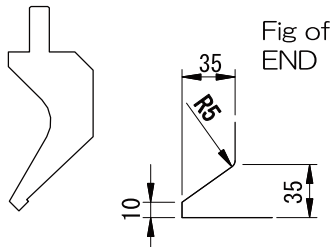
### ■ SECTIONING (DIE)

10 · 15 · 20 · 40 · 50 · 100 · 200 · 400 ( Total 835mm )

# 90° PUNCH

Type L : 835mm    Type S : 415mm  
 SECTIONING A / 10 · 15 · 20 · 40 · 50 · 100(Right End) · 100(Left End) · 200 · 300 ( Total 835mm)  
 SECTIONING B / 10 · 15 · 20 · 40 · 50 · 100(Right End) · 100(Left End) · 165 · 300 ( Total 800mm)

Material : SCM440    Hardness : HRC47±2

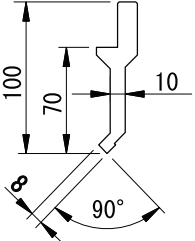

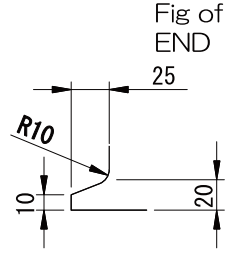
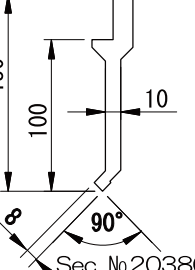

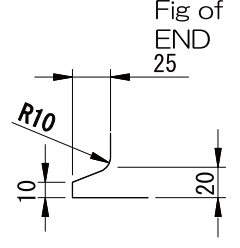
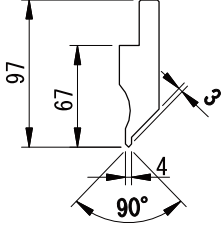

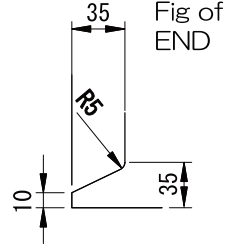
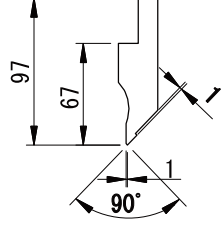

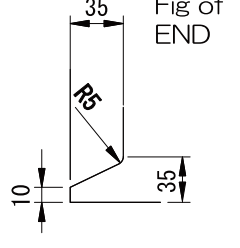
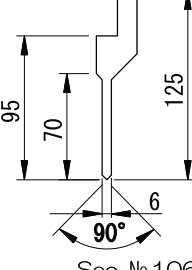

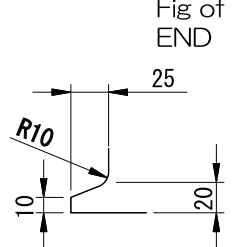
<p><b>16</b> Standard Punch</p> <p>L S</p> <p>Tip R0.2 R0.8 R1.5 R3.0</p> <p>100TON/M</p>  <p>Sec. No.147</p>	<p><b>147</b> Standard Punch SECTIONING A</p>  <p>Fig of END</p> <p>Tip R0.2 R0.8 R1.5 R3.0</p> <p>45TON/M</p> <p>Fig. of Section as 16</p>
<p><b>116</b> Standard Punch</p> <p>L S</p> <p>Tip R0.2</p> <p>20TON/M</p>  <p>Sec. No.11680</p>	<p><b>11680</b> Standard Punch SECTIONING B</p>  <p>Fig of END</p> <p>Tip R0.2</p> <p>11TON/M</p> <p>Fig. of Section as 116</p>
<p><b>46</b> Special Punch</p> <p>L S</p> <p>Tip R0.2</p> <p>50TON/M</p>  <p>Sec. No.51</p>	<p><b>51</b> Special Punch SECTIONING A</p>  <p>Fig of END</p> <p>Tip R0.2</p> <p>45TON/M</p> <p>Fig. of Section as 46</p>
<p><b>462</b> Special Punch</p> <p>L S</p> <p>Tip R0.2</p> <p>70TON/M</p>  <p>Sec. No.151</p>	<p><b>151</b> Special Punch SECTIONING A</p>  <p>Fig of END</p> <p>Tip R0.2</p> <p>45TON/M</p> <p>Fig. of Section as 462</p>
<p><b>463</b> Special Punch</p> <p>L S</p> <p>Tip R0.2</p> <p>50TON/M</p>  <p>Sec. No.156</p>	<p><b>156</b> Special Punch SECTIONING A</p>  <p>Fig of END</p> <p>Tip R0.2</p> <p>30TON/M</p> <p>Fig. of Section as 463</p>
<p><b>48</b> Special Punch</p> <p>L S</p> <p>Tip R0.2</p> <p>50TON/M</p>  <p>Sec. No.53</p>	<p><b>53</b> Special Punch SECTIONING A</p>  <p>Fig of END</p> <p>Tip R0.2</p> <p>45TON/M</p> <p>Fig. of Section as 48</p>

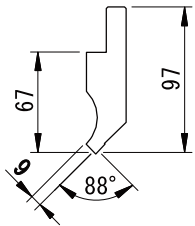
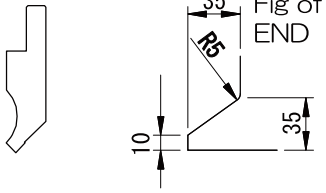
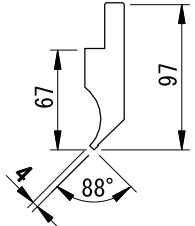
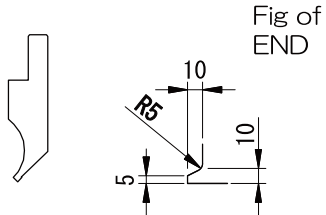
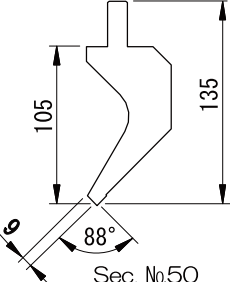
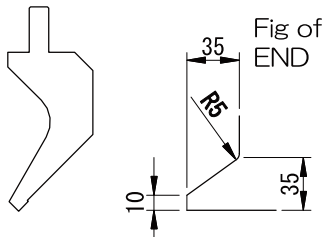
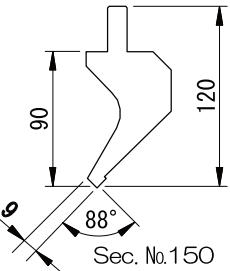
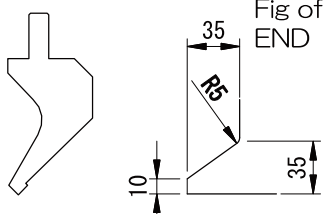
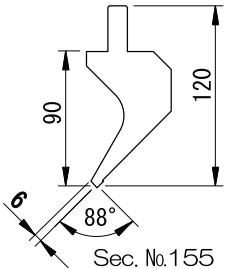
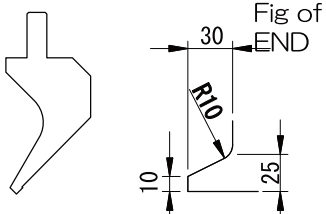
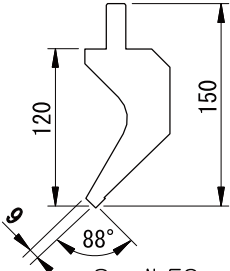
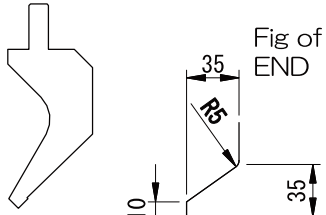
# 90°

# PUNCH

Type L : 835mm Type S : 415mm  
 SECTIONING A / 10 · 15 · 20 · 40 · 50 · 100 (Right End) · 100 (Left End) · 200 · 300 ( Total 835mm )  
 SECTIONING B / 10 · 15 · 20 · 40 · 50 · 100 (Right End) · 100 (Left End) · 165 · 300 ( Total 800mm )

Material : SCM440 Hardness : HRC47±2

<p><b>201</b> Special Punch</p> <p>L S</p> <p>Tip R0.2</p> <p>30TON/M</p>  <p>Sec. No.20180</p>	<p><b>20180</b> Special Punch SECTIONING B</p>  <p>Tip R0.2</p> <p>15TON/M</p>  <p>Fig of END 25</p> <p>Fig. of Section as 201</p>
<p><b>203</b> Special Punch</p> <p>L S</p> <p>Tip R0.2</p> <p>30TON/M</p>  <p>Sec. No.20380</p>	<p><b>20380</b> Special Punch SECTIONING B</p>  <p>Tip R0.2</p> <p>15TON/M</p>  <p>Fig of END 25</p> <p>Fig. of Section as 203</p>
<p><b>0168</b> Special Punch No.1</p> <p>L S</p> <p>Tip R0.2</p> <p>40TON/M</p>  <p>Sec. No.1478</p>	<p><b>1478</b> Special Punch No.1 SECTIONING A</p>  <p>Tip R0.2</p> <p>20TON/M</p>  <p>Fig of END 35</p> <p>Fig. of Section as 0168</p>
<p><b>0169</b> Special Punch No.2</p> <p>L S</p> <p>Tip R0.2</p> <p>80TON/M</p>  <p>Sec. No.1479</p>	<p><b>1479</b> Special Punch No.2 SECTIONING A</p>  <p>Tip R0.2</p> <p>40TON/M</p>  <p>Fig of END 35</p> <p>Fig. of Section as 0169</p>
<p><b>108</b> Special Punch</p> <p>L S</p> <p>Tip R0.2</p> <p>50TON/M</p>  <p>Sec. No.106</p>	<p><b>106</b> Special Punch SECTIONING A</p>  <p>Tip R0.2</p> <p>12TON/M</p>  <p>Fig of END 25</p> <p>Fig. of Section as 108</p>

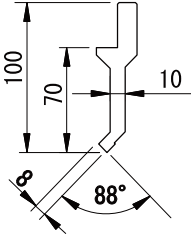
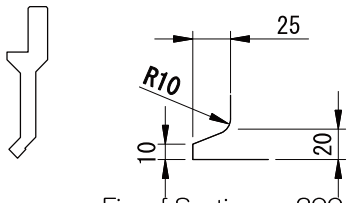
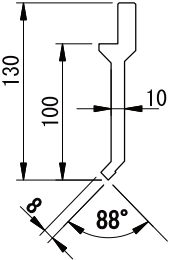
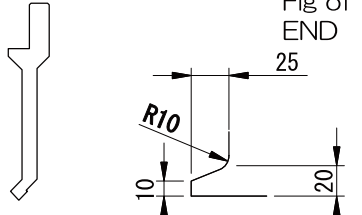
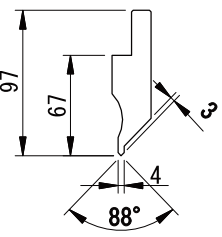
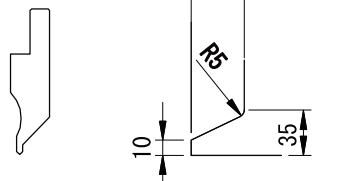
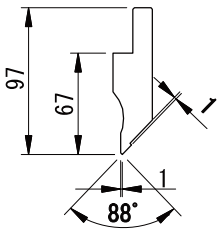
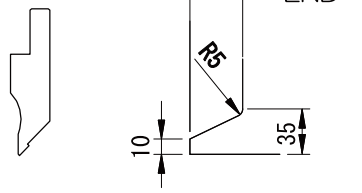
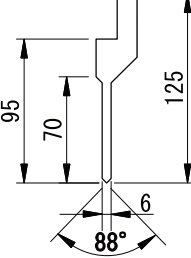
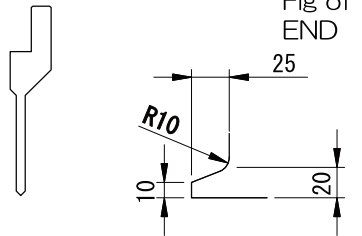
<p><b>4</b> Standard Punch</p> <p>L S</p> <p>Tip R0.2 R0.6 R0.8 R1.5 R3.0</p> <p>100TON/M</p>  <p>Sec. No.148</p>	<p><b>148</b> Standard Punch SECTIONING A</p>  <p>Fig of END</p> <p>Tip R0.2 R0.6 R0.8 R1.5 R3.0</p> <p>45TON/M</p> <p>Fig. of Section as 4</p>
<p><b>117</b> Standard Punch</p> <p>L S</p> <p>Tip R0.2 R0.6</p> <p>20TON/M</p>  <p>Sec. No.11780</p>	<p><b>11780</b> Standard Punch SECTIONING B</p>  <p>Fig of END</p> <p>Tip R0.2 R0.6</p> <p>11TON/M</p> <p>Fig. of Section as 117</p>
<p><b>45</b> Special Punch</p> <p>L S</p> <p>Tip R0.2 R0.6 R0.8 R1.5 R3.0</p> <p>50TON/M</p>  <p>Sec. No.50</p>	<p><b>50</b> Special Punch SECTIONING A</p>  <p>Fig of END</p> <p>Tip R0.2 R0.6 R0.8 R1.5 R3.0</p> <p>45TON/M</p> <p>Fig. of Section as 45</p>
<p><b>452</b> Special Punch</p> <p>L S</p> <p>Tip R0.2 R0.6 R0.8 R1.5 R3.0</p> <p>70TON/M</p>  <p>Sec. No.150</p>	<p><b>150</b> Special Punch SECTIONING A</p>  <p>Fig of END</p> <p>Tip R0.2 R0.6 R0.8 R1.5 R3.0</p> <p>45TON/M</p> <p>Fig. of Section as 452</p>
<p><b>453</b> Special Punch</p> <p>L S</p> <p>Tip R0.2 R0.6 R0.8 R1.5 R3.0</p> <p>50TON/M</p>  <p>Sec. No.155</p>	<p><b>155</b> Special Punch SECTIONING A</p>  <p>Fig of END</p> <p>Tip R0.2 R0.6 R0.8 R1.5 R3.0</p> <p>30TON/M</p> <p>Fig. of Section as 453</p>
<p><b>47</b> Special Punch</p> <p>L S</p> <p>Tip R0.2 R0.6 R0.8 R1.5 R3.0</p> <p>50TON/M</p>  <p>Sec. No.52</p>	<p><b>52</b> Special Punch SECTIONING A</p>  <p>Fig of END</p> <p>Tip R0.2 R0.6 R0.8 R1.5 R3.0</p> <p>45TON/M</p> <p>Fig. of Section as 47</p>

# 88°

# PUNCH

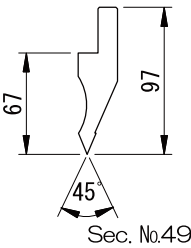
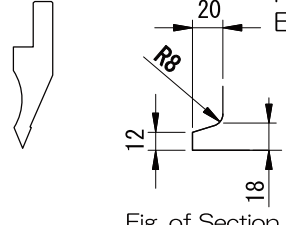
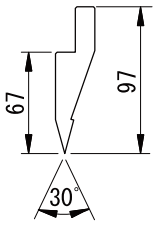
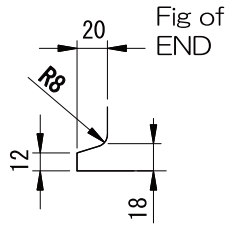
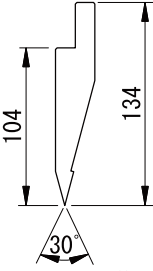
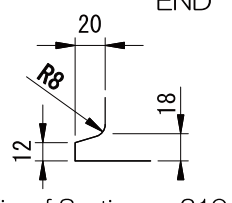
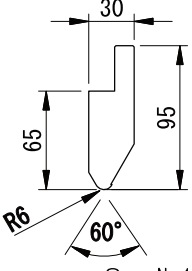
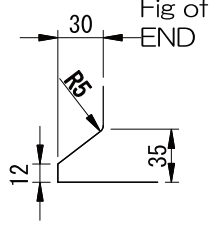
Type L : 835mm    Type S : 415mm  
 SECTIONING A / 10 · 15 · 20 · 40 · 50 · 100 (Right End) · 100 (Left End) · 200 · 300 ( Total 835mm )  
 SECTIONING B / 10 · 15 · 20 · 40 · 50 · 100 (Right End) · 100 (Left End) · 165 · 300 ( Total 800mm )

Material : SCM440    Hardness : HRC47±2

<p><b>200</b> Special Punch L S Tip R0.2 R0.6 30TON/M Sec. No.20080</p> 	<p><b>20080</b> Special Punch SECTIONING B Tip R0.2 R0.6 15TON/M Fig of END 25 R10 10 20 Fig. of Section as 200</p> 
<p><b>202</b> Special Punch L S Tip R0.2 R0.6 30TON/M Sec. No.20280</p> 	<p><b>20280</b> Special Punch SECTIONING B Tip R0.2 R0.6 15TON/M Fig of END 25 R10 10 20 Fig. of Section as 202</p> 
<p><b>0048</b> Special Punch No.1 L S Tip R0.2 R0.6 40TON/M Sec. No.1488</p> 	<p><b>1488</b> Special Punch No.1 SECTIONING A Tip R0.2 R0.6 20TON/M Fig of END 35 R5 10 35 Fig. of Section as 0048</p> 
<p><b>0049</b> Special Punch No.2 L S Tip R0.2 R0.6 80TON/M Sec. No.1489</p> 	<p><b>1489</b> Special Punch No.2 SECTIONING A Tip R0.2 R0.6 40TON/M Fig of END 35 R5 10 35 Fig. of Section as 0049</p> 
<p><b>109</b> Special Punch L S Tip R0.2 R0.6 50TON/M Sec. No.107</p> 	<p><b>107</b> Special Punch SECTIONING A Tip R0.2 R0.6 12TON/M Fig of END 25 R10 10 20 Fig. of Section as 109</p> 

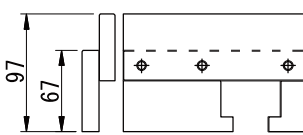
# HEMMING • OTHERS PUNCH

Material : SCM440 Hardness : HRC47±2

<p><b>8</b> HEMMING PUNCH L S Tip R0.37 60TON/M</p>  <p>Sec. No.49</p>	<p><b>49</b> HEMMING PUNCH SECTIONING A Tip R0.37 20TON/M</p>  <p>Fig. of Section as 8</p>
<p><b>103</b> HEMMING PUNCH L S Tip R0.52 100TON/M</p>  <p>Sec. No.10380</p>	<p><b>10380</b> HEMMING PUNCH SECTIONING B Tip R0.52 30TON/M</p>  <p>Fig. of Section as 103</p>
<p><b>210</b> HEMMING PUNCH L S Tip R0.65 100TON/M</p>  <p>Sec. No.21080</p>	<p><b>21080</b> HEMMING PUNCH SECTIONING B Tip R0.65 20TON/M</p>  <p>Fig. of Section as 210</p>
<p><b>3</b> HEAVY DUTY PUNCH L S Tip R6 100TON/M</p>  <p>Sec. No.13800</p>	<p><b>13800</b> HEAVY DUTY PUNCH SECTIONING A Tip R6 100TON/M</p>  <p>Fig. of Section as 3</p>

# etc. PUNCH HOLDER

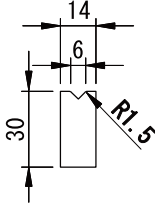
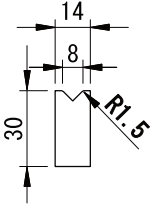
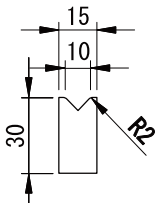
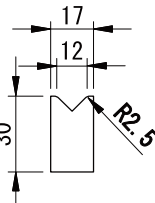
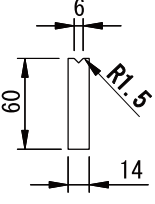
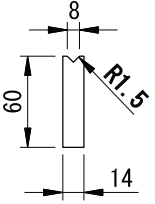
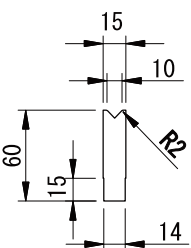
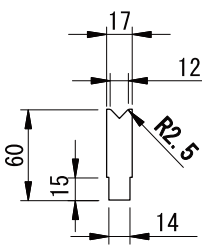
Material : S45C Hardness : HRC23~28

<p><b>15</b> PUNCH HOLDER L S</p> 	
---	--

# 90° DIE(1V)

Material : SCM440 Hardness : HRC47±2

320~326 can not set for sectioning die holder.

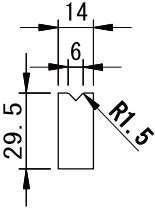
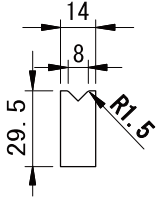
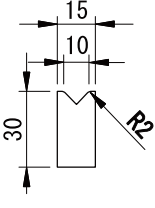
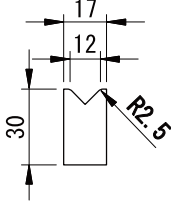
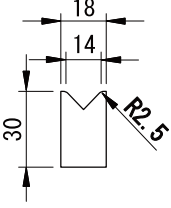
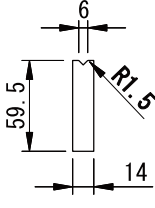
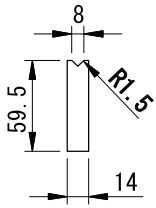
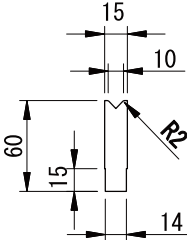
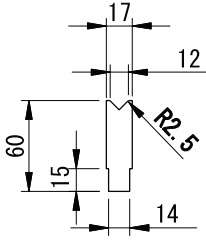
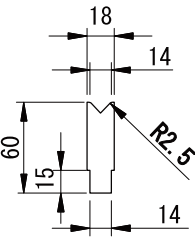
<p><b>320</b> (90° ) DIE(1V) V=6</p> <p>L S</p>  <p>95TON/M</p>	<p><b>321</b> (90° ) DIE(1V) V=8</p> <p>L S</p>  <p>95TON/M</p>
<p><b>323</b> (90° ) DIE(1V) V=10</p> <p>L S</p>  <p>95TON/M</p>	<p><b>326</b> (90° ) DIE(1V) V=12</p> <p>L S</p>  <p>100TON/M</p>
<p><b>7000</b> (90° ) DIE(1V) V=6</p> <p>ONE PIECE L S</p> <p>SECTIONING (7080)</p> <p>95TON/M</p> 	<p><b>7100</b> (90° ) DIE(1V) V=8</p> <p>ONE PIECE L S</p> <p>SECTIONING (7180)</p> <p>95TON/M</p> 
<p><b>7300</b> (90° ) DIE(1V) V=10</p> <p>ONE PIECE L S</p> <p>SECTIONING (7380)</p> <p>95TON/M</p> 	<p><b>7500</b> (90° ) DIE(1V) V=12</p> <p>ONE PIECE L S</p> <p>SECTIONING (7580)</p> <p>95TON/M</p> 



# 88° DIE(1V)

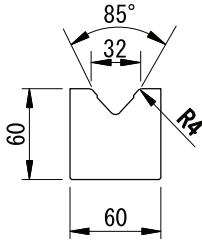
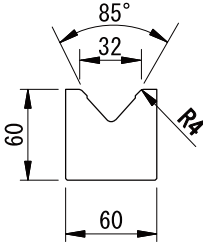
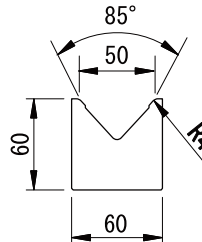
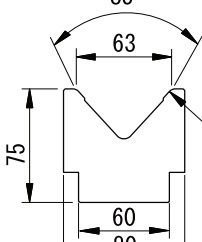
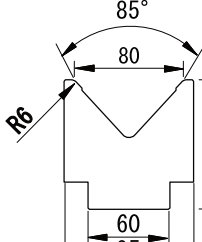
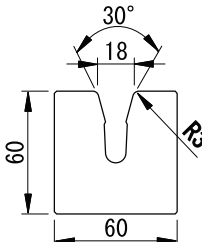
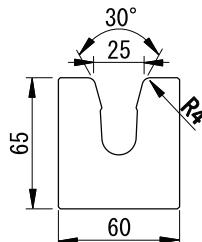
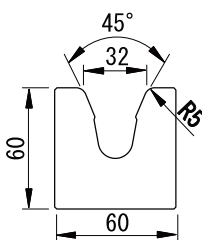
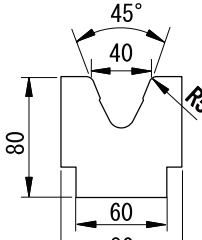
Material : SCM440 Hardness : HRC47±2

32006~32106 can not set for sectioning die holder.

<p><b>32006</b> (88° ) DIE(1V) V=6</p> <p>L S</p>  <p>95TON/M</p>	<p><b>32106</b> (88° ) DIE(1V) V=8</p> <p>L S</p>  <p>95TON/M</p>
<p><b>322</b> (88° ) DIE(1V) V=10</p> <p>L S</p>  <p>95TON/M</p>	<p><b>324</b> (88° ) DIE(1V) V=12</p> <p>L S</p>  <p>100TON/M</p>
<p><b>325</b> (88° ) DIE(1V) V=14</p> <p>L S</p>  <p>100TON/M</p>	
<p><b>7006</b> (88° ) DIE(1V) V=6</p> <p>ONE PIECEL S</p> <p>SECTIONING (7086)</p> <p>95TON/M</p> 	<p><b>7106</b> (88° ) DIE(1V) V=8</p> <p>ONE PIECEL S</p> <p>SECTIONING (7186)</p> <p>95TON/M</p> 
<p><b>7200</b> (88° ) DIE(1V) V=10</p> <p>ONE PIECEL S</p> <p>SECTIONING (7280)</p> <p>95TON/M</p> 	<p><b>7400</b> (88° ) DIE(1V) V=12</p> <p>ONE PIECEL S</p> <p>SECTIONING (7480)</p> <p>95TON/M</p> 
<p><b>7600</b> (88° ) DIE(1V) V=14</p> <p>ONE PIECEL S</p> <p>SECTIONING (7680)</p> <p>95TON/M</p> 	

# etc. DIE(1V)

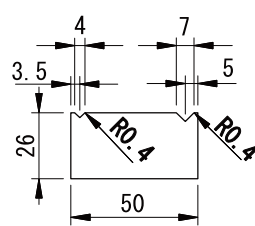
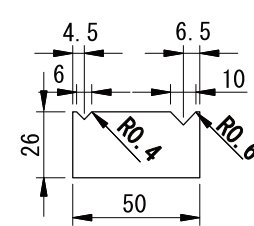
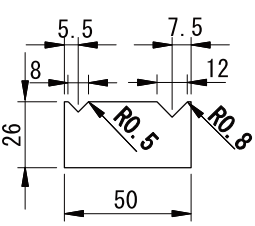
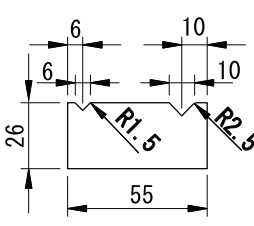
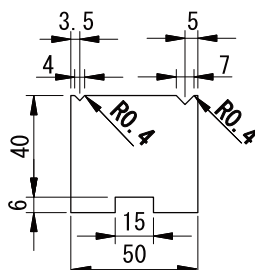
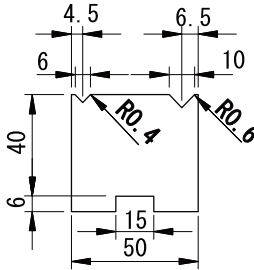
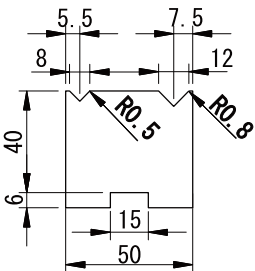
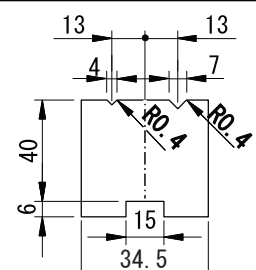
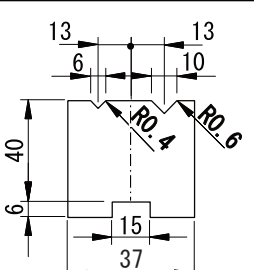
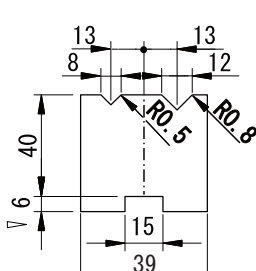
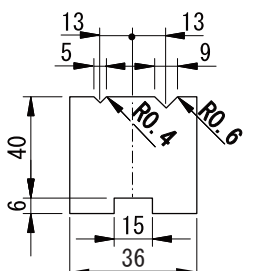
Material : SCM440 Hardness : HRC47±2

<p><b>35</b> (85° ) DIE(1V) V=32</p> <p>L S</p>  <p>100TON/M</p>	<p><b>36</b> (85° ) DIE(1V) V=40</p> <p>L S</p>  <p>100TON/M</p>
<p><b>37</b> (85° ) DIE(1V) V=50</p> <p>L S</p>  <p>100TON/M</p>	<p><b>38</b> (85° ) DIE(1V) V=63</p> <p>L S</p>  <p>100TON/M</p>
<p><b>1360</b> (85° ) DIE(1V) V=80</p> <p>L S</p>  <p>70TON/M</p>	
<p><b>340</b> (30° ) DIE(1V) V=18</p> <p>L S</p>  <p>80TON/M</p>	<p><b>341</b> (30° ) DIE(1V) V=25</p> <p>L S</p>  <p>60TON/M</p>
<p><b>342</b> (45° ) DIE(1V) V=32</p> <p>L S</p>  <p>40TON/M</p>	<p><b>343</b> (45° ) DIE(1V) V=40</p> <p>L S</p>  <p>70TON/M</p>

# 90° DIE(2V)

DIE SECTIONING  
10 · 15 · 20 · 40 · 50 · 100 · 200 · 400 ( Total 835mm )

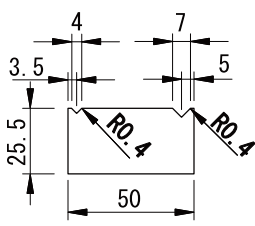
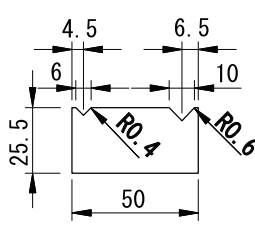
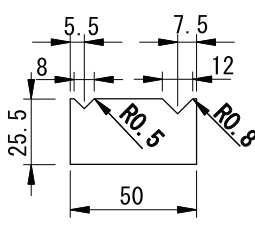
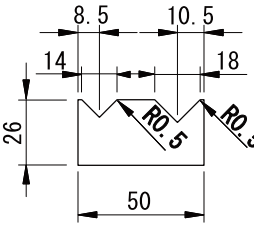
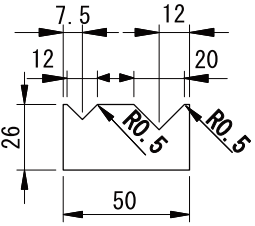
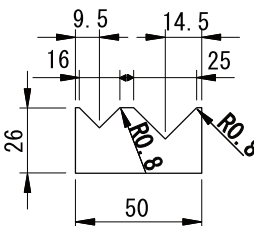
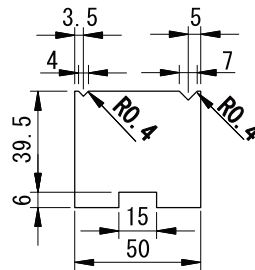
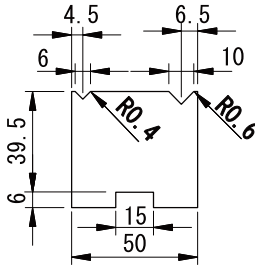
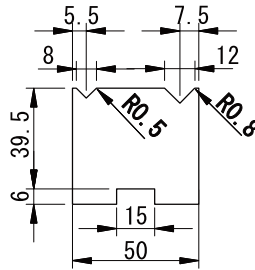
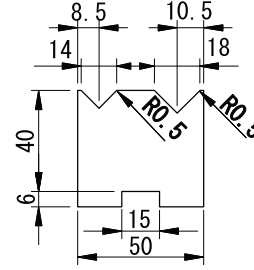
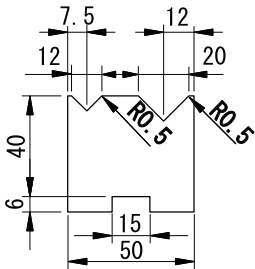
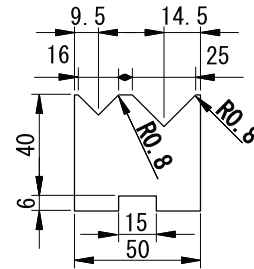
Material : SCM440 Hardness : HRC47±2

<p><b>121</b> (90° ) DIE(2V) · 4×7 L S</p>  <p>60TON/M</p>	<p><b>123</b> (90° ) DIE(2V) · 6×10 L S</p>  <p>70TON/M</p>
<p><b>124</b> (90° ) DIE(2V) · 8×12 L S</p>  <p>80TON/M</p>	<p><b>311</b> (90° ) DIE(2V) · 6×10 For SUS AL L S</p>  <p>80TON/M</p>
<p><b>30140</b> (90° ) DIE(2V) · 4×7 SECTIONING ONE PIECE L (30148) S</p>  <p>60TON/M</p>	<p><b>30240</b> (90° ) DIE(2V) · 6×10 SECTIONING ONE PIECE L (30248) S</p>  <p>70TON/M</p>
<p><b>30340</b> (90° ) DIE(2V) · 8×12 SECTIONING ONE PIECE L (30348) S</p>  <p>70TON/M</p>	
<p><b>50180</b> (90° ) DIE(2V) · 4×7 SECTIONING ONE PIECE L (50190) S</p>  <p>60TON/M</p>	<p><b>50280</b> (90° ) DIE(2V) · 6×10 SECTIONING ONE PIECE L (50290) S</p>  <p>70TON/M</p>
<p><b>50380</b> (90° ) DIE(2V) · 8×12 SECTIONING ONE PIECE L (50390) S</p>  <p>70TON/M</p>	<p><b>50780</b> (90° ) DIE(2V) · 5×9 SECTIONING ONE PIECE L (50790) S</p>  <p>60TON/M</p>

# 88° DIE(2V)

DIE SECTIONING  
10 · 15 · 20 · 40 · 50 · 100 · 200 · 400 ( Total 835mm )

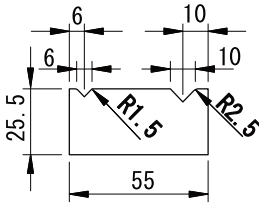
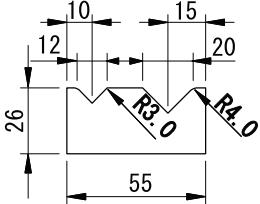
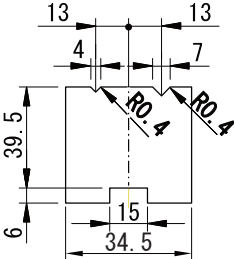
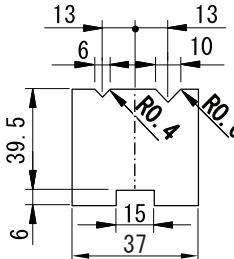
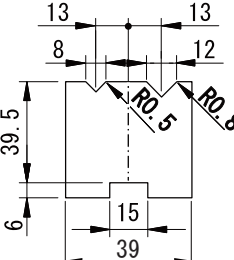
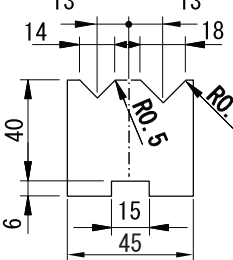
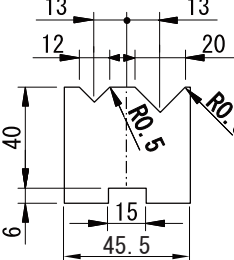
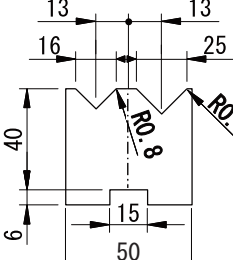
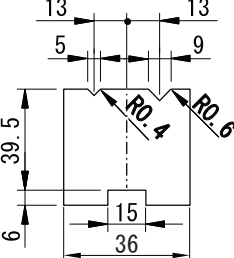
Material : SCM440 Hardness : HRC47±2

<p><b>12106</b> (88° ) DIE(2V) · 4×7</p> <p>L S</p>  <p>60TON/M</p>	<p><b>12306</b> (88° ) DIE(2V) · 6×10</p> <p>L S</p>  <p>70TON/M</p>
<p><b>12406</b> (88° ) DIE(2V) · 8×12</p> <p>L S</p>  <p>80TON/M</p>	<p><b>125</b> (88° ) DIE(2V) · 14×18</p> <p>L S</p>  <p>100TON/M</p>
<p><b>126</b> (88° ) DIE(2V) · 12×20</p> <p>L S</p>  <p>100TON/M</p>	<p><b>127</b> (88° ) DIE(2V) · 16×25</p> <p>L S</p>  <p>70TON/M</p>
<p><b>30146</b> (88° ) DIE(2V) · 4×7</p> <p>SECTIONING</p> <p>ONE PIECE L (30147) S</p>  <p>60TON/M</p>	<p><b>30246</b> (88° ) DIE(2V) · 6×10</p> <p>SECTIONING</p> <p>ONE PIECE L (30247) S</p>  <p>70TON/M</p>
<p><b>30346</b> (88° ) DIE(2V) · 8×12</p> <p>SECTIONING</p> <p>ONE PIECE L (30347) S</p>  <p>70TON/M</p>	<p><b>30440</b> (88° ) DIE(2V) · 14×18</p> <p>SECTIONING</p> <p>ONE PIECE L (30448) S</p>  <p>100TON/M</p>
<p><b>30540</b> (88° ) DIE(2V) · 12×20</p> <p>SECTIONING</p> <p>ONE PIECE L (30548) S</p>  <p>100TON/M</p>	<p><b>30640</b> (88° ) DIE(2V) · 16×25</p> <p>SECTIONING</p> <p>ONE PIECE L (30648) S</p>  <p>100TON/M</p>

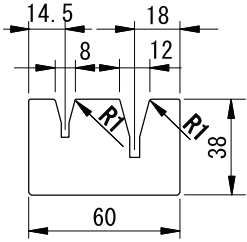
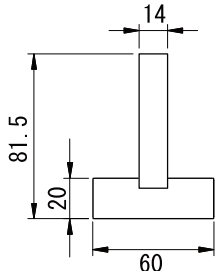
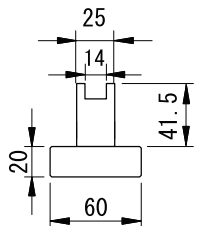
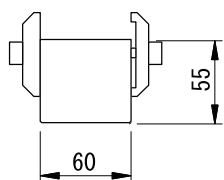
# 88° DIE(2V)

Material : SCM440 Hardness : HRC47±2

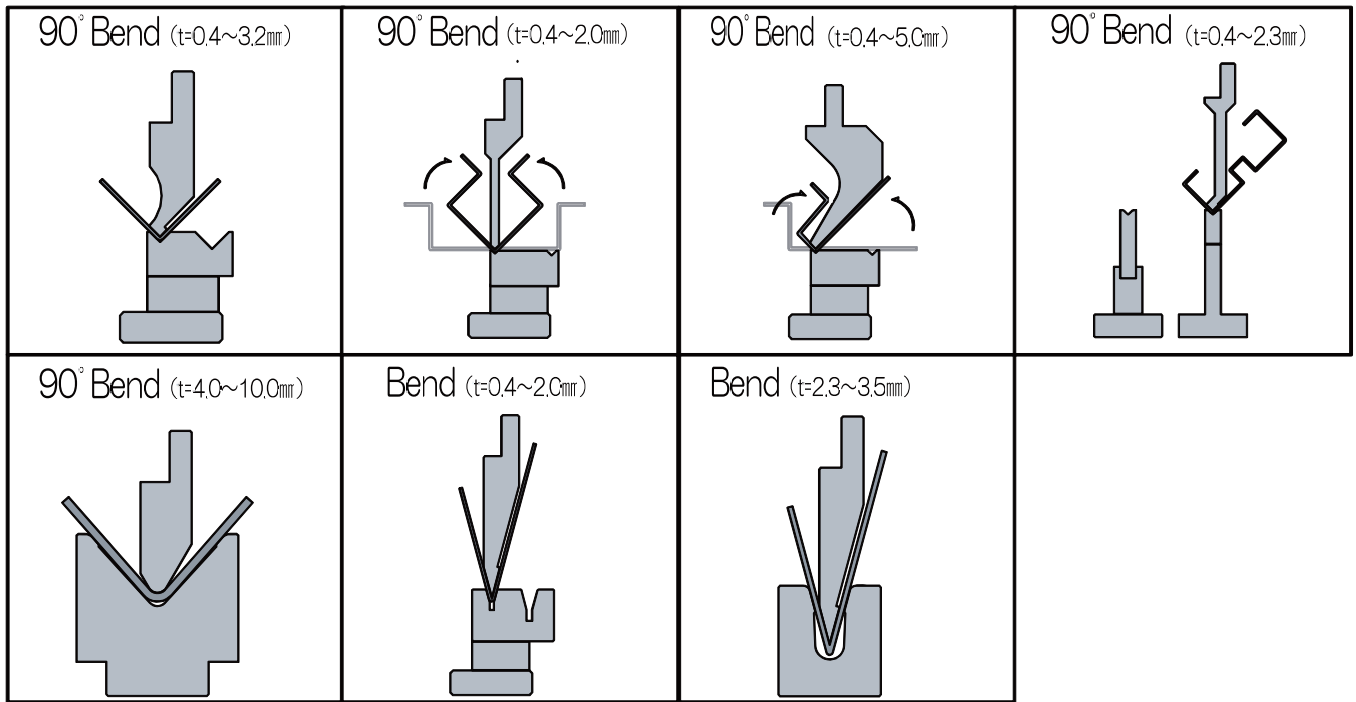
DIE SECTIONING  
10・15・20・40・50・100・200・400 ( Total 835mm )

<p><b>31106</b> (88° ) DIE(2V)・6×10 For SUS AL</p> <p>L S</p>  <p>80TON/M</p>	<p><b>31400</b> (88° ) DIE(2V)・12×20 For SUS AL</p> <p>L S</p>  <p>100TON/M</p>
<p><b>50186</b> (88° ) DIE(2V)・4×7</p> <p>SECTIONING</p> <p>ONE PIECE L (50196) S</p> <p>60TON/M</p> 	<p><b>50286</b> (88° ) DIE(2V)・6×10</p> <p>SECTIONING</p> <p>ONE PIECE L (50296) S</p> <p>70TON/M</p> 
<p><b>50386</b> (88° ) DIE(2V)・8×12</p> <p>SECTIONING</p> <p>ONE PIECE L (50396) S</p> <p>70TON/M</p> 	<p><b>50480</b> (88° ) DIE(2V)・14×18</p> <p>SECTIONING</p> <p>ONE PIECE L (50490) S</p> <p>100TON/M</p> 
<p><b>50580</b> (88° ) DIE(2V)・12×20</p> <p>SECTIONING</p> <p>ONE PIECE L (50590) S</p> <p>100TON/M</p> 	<p><b>50680</b> (88° ) DIE(2V)・16×25</p> <p>SECTIONING</p> <p>ONE PIECE L (50690) S</p> <p>100TON/M</p> 
<p><b>50786</b> (88° ) DIE(2V)・5×9</p> <p>SECTIONING</p> <p>ONE PIECE L (50796) S</p> <p>60TON/M</p> 	Empty cell
Empty cell	Empty cell

# etc. DIE(2V) · RAIL · HOLDER

<p><b>337</b> (30° ) DIE(2V) · 8×12</p> <p>L S</p> <p>SCM440 HRC47±2</p> <p>30TON/M</p>	
<p><b>300</b> DIE RAIL</p> <p>L S</p> <p>S45C HRC23~28</p>	<p><b>330</b> DIE HOLDER H=81.5</p> <p>L S</p> <p>S45C HRC23~28</p> 
<p><b>8000</b> DIE HOLDER</p> <p>L=1050</p> <p>S45C HRC28~32</p> <p>95TON/M</p>	<p><b>8100</b> DIE HOLDER</p> <p>L=1260</p> <p>S45C HRC28~32</p> <p>95TON/M</p> 
<p><b>055</b> DIE BLOCK HOLDER</p> <p>L S</p> <p>S45C HRC23~28</p>	

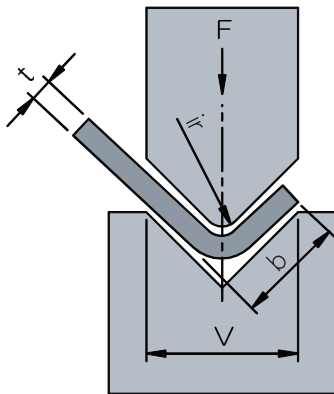
# TOOLS



# BENDING CHART

### Standard Width/V

t	0.5~2.6	3~8	9~10	12以上
v	6t	8t	10t	12t



t (mm)	4	6	7	8	10	12	14	16	18	20	25	32	40	50	63	80	100	125	160	200	250	v		
	2.8	4	5	5.5	7	8.5	10	11	13.5	14	17.5	22	28	35	45	55	71	89	113	140	175	b		
	0.7	1	1.1	1.3	1.6	2	2.3	2.6	3	3.3	4	5	6.5	8	10	13	16	20	26	33	41	ir		
0.5	40	30																						
0.6	60	40	40	40																				
0.8		70	70	50	40																			
1.0		110	100	80	70	60																		
1.2			140	120	110	80	70	60																
1.4				150	130	110	100	90	80															
1.6					170	150	130	110	100	90														
2.0						220	190	170	150	130	110													
2.3							250	230	190	170	150	120												
2.6								280	250	220	180	140												
3.0									340	300	240	190	150											
3.2										340	270	220	170	140										
3.5											330	260	200	160	130									
4.0												430	340	270	210	170								
4.5													440	340	270	210								
5.0														520	420	330	260	210						
6															600	480	380	300	240					
7																520	410	330	260					
9																	670	540	430					
10																		850	670	530	420			
12																			960	780	600	550		
16																				1360	1070	860		
19																					1500	1250	1000	
22																						1600	1300	
25																							2100	1700
30																								2400

t : Material Thickness (Tensile Strength 450~500N/mm<sup>2</sup>)  
 F : Pressure per 1m (kN/m)  
 ir : Radius of Punch tip  
 b : Minimum length of Flange  
 V : Width of Die

# CONIC HIGH PERFORMANCE TOOLING

- AMADA TYPE TOOLING
- TRUMPF TYPE TOOLING
- MURATA TYPE TOOLING
- KOMATSU TYPE TOOLING
- TOYO TYPE TOOLING
- NISSHINBO TYPE TOOLING

High Quality & Technology For  The Future

## CONIC

### CONIC CO., LTD

10-5 Taihei-dai, Shoo-cho, Katsuta-gun, Okayama 709-4321 Japan

Tel: (+81) 868 38 6154 | Fax: (+81) 868 38 6331

Email: [tools@conic.co.jp](mailto:tools@conic.co.jp) | Website: [www.conic.co.jp](http://www.conic.co.jp)

### CONIC PRECISION CO., LTD

55/22 moo 4. Buengkumphroy, Lumlukka, Phatumthani 12150 Thailand

Tel: (+66) 2 159 9870-1 | Fax: (+66) 2 159 9872

Email: [conic\\_thai@conic.co.jp](mailto:conic_thai@conic.co.jp) | Website: [www.conic.co.jp/thai/](http://www.conic.co.jp/thai/)

### THE REPRESENTATIVE OFFICE OF CONIC CO., LTD. IN HO CHI MINH CITY

4F VIN Office building | No. 362/19 Ung Van Khiem St., Ward 25, Binh Thanh Dist., H.C.M.C, Vietnam

Tel: (+84) 28 7300 0250

Email: [conic\\_vn@conic.co.jp](mailto:conic_vn@conic.co.jp)

**Dealer**